



Summer Holiday Assignment

Learn, Play and Grow
this Summer!

Dear Parents,

As summer vacations begin, it is the perfect time for children to relax, enjoy with their families, and explore their creativity. Keeping this in mind, we have included some fun activities along with worksheets to make learning enjoyable and engaging.

Please ensure that the completed assignment is neatly prepared and submitted with care.

 30/06/2026  
 Tuesday  

Let your efforts reflect your sincerity,
and let your work shine.

- 'क' से कमल तक पहुँचाए

क	क	र	ख	च	ह
फ	क	ल	ख	स	ग
स	क	क	क	ज	म
न	ह	ज	क	ल	न
व	ब	द	क	य	ग
ख	ट	च	क	क	क



Read and Write

- at words

cat

rat

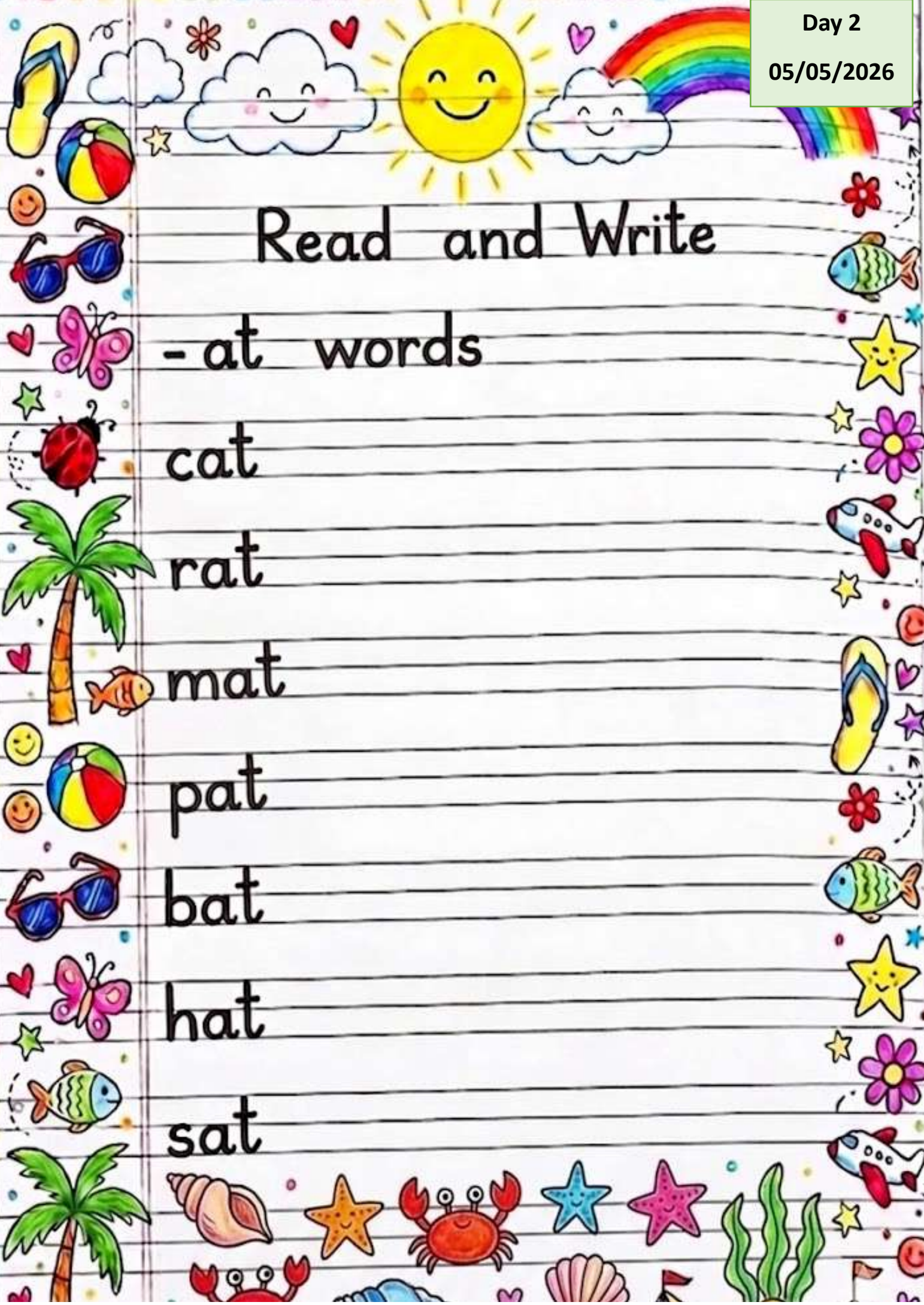
mat

pat

bat


hat

sat



पढ़ो और लिखो

अ आ इ ई उ ऊ ऋ
ए ऐ ओ औ अं अः ।



CW

Read and Write

pen



men



hen



jet



net



leg



peg



keg



gem



web



bed



Red Cross Day Activity +

Dear Children, Today we are celebrating World Red Cross Day (08/05/2026).

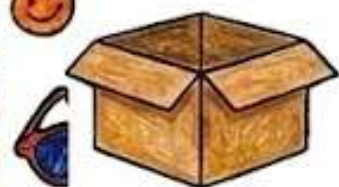


The Goal:

Make a First Aid Box and gift it to your friend.

This shows love, care, and kindness.

Things Required:



Cardboard box



white paper



Red paper



Glue



Scissors



Sketch pens/
crayons

Things to Keep in the Box:



Band-aid



Cotton



Antiseptic
cream tube



small clean
cloth



Hand sanitizer
bottle



gauze

Message to Children:

Make your box neatly and gift it to your friend.

This is for you.
Stay safe and
take care!



BIRTH ANNIVERSARY OF RABINDRANATH TAGORE.

DEAR PARENTS, LET'S
MAKE THIS DAY FUN
AND MEANINGFUL
FOR CHILDREN.



- **Listen to a story like 'Kabuliwala'**
Ask your child what they liked most about Mini and the Kabuliwala.



- **Go for a nature walk.**
Talk about trees, flowers, and birds (He loved nature).

- **Teach under a tree.**
Tell them he used to teach under a tree, emphasizing education in natural settings.

- **Discover Rabindra Sangeet.**
This beautiful music and songs are known as Rabindra Sangeet.



- **National Anthem 'Jana Gana Mana'.**
Learn that 'Jana Gana Mana', our National Anthem, was written by him.



Mother's Day Activity





Dear Fathers,

This Mother's Day, let us create a beautiful and memorable surprise for mothers.

We invite you to support your child in preparing a small gesture filled with love and care.

You may also paste photos of these special moments in the space provided.

Activity Steps:



-  Help your child make a handmade card from the heart.
-  Assist your child in preparing a simple sandwich.
-  Encourage them to present the card and sandwich as a lovely surprise.
-  Let your child express their feelings by saying, **"I love you, Mom!"**

Message: Let this activity be a joyful opportunity to celebrate love, gratitude, and togetherness.

Create a happy and meaningful memory that will be cherished forever.



Write the first letter of the picture



READ AND WRITE

Pam has a hat
 Pam has a bag
 A tag is on the hat
 A pad is in the bag.



Pam has a _____

hat

cat

A tag is on the _____

leg

hat







A pad is in the _____



















bag


gap



DECODE THE COLOURS

     
s a t i p n



Write the end sound
of the picture.



bu _



ca _



ra _



cu _



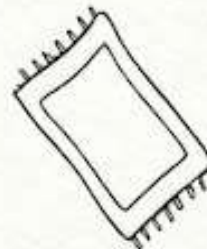
ba _



zi _



ja _



ma _

he _

pe _

DRAW THE CANDLES
AND COLOR YOUR
BIRTHDAY CAKE



I celebrate my Birthday on



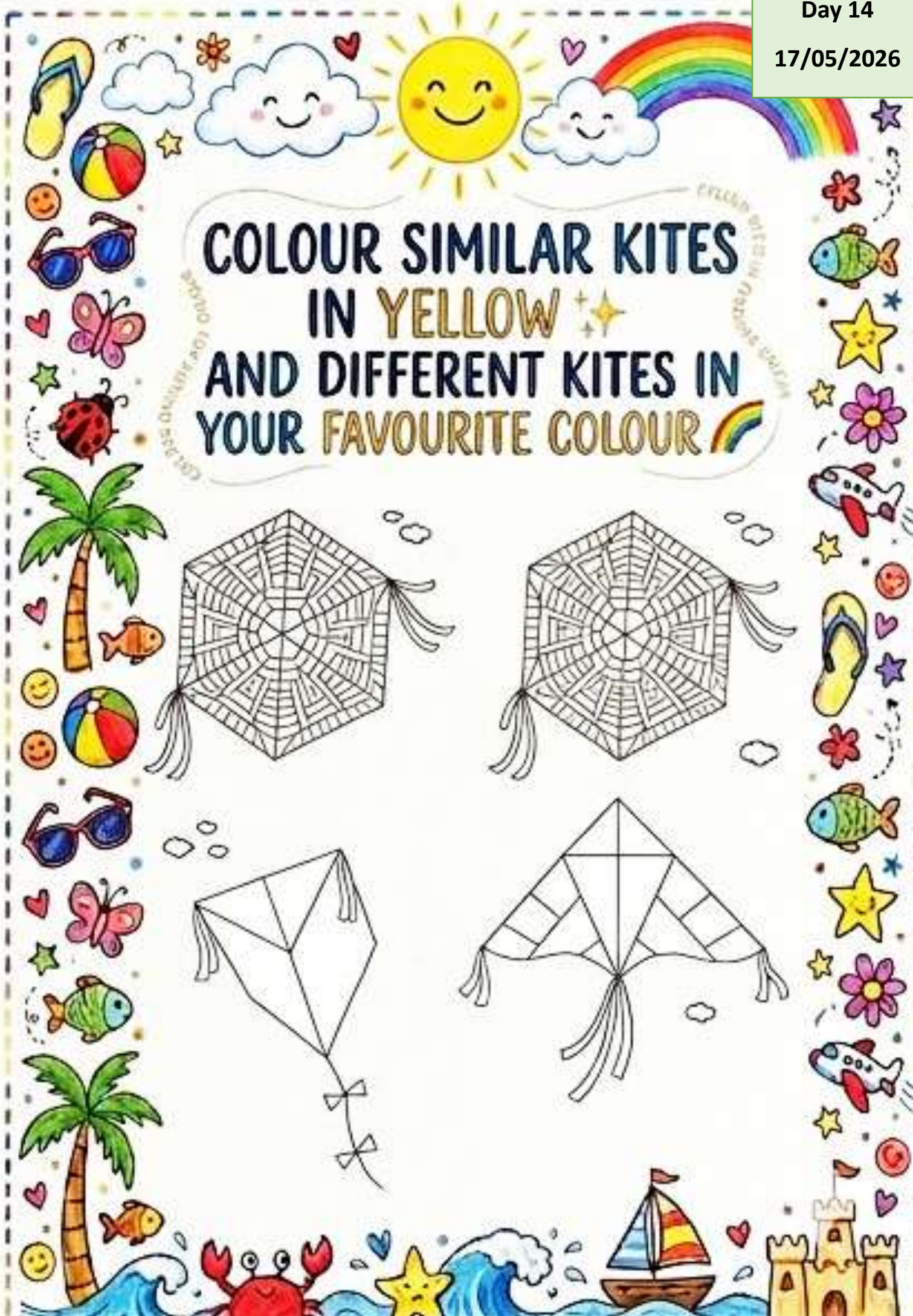
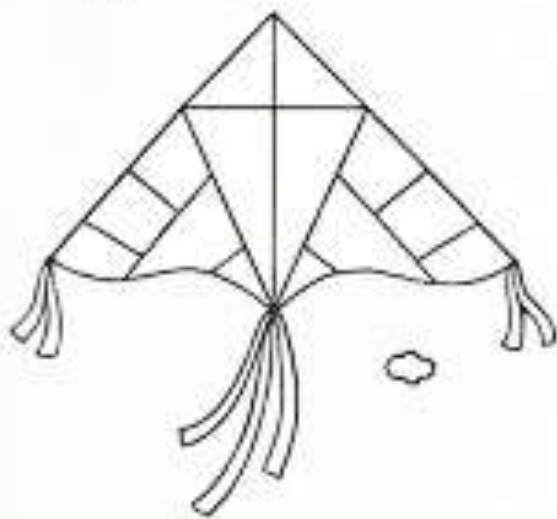
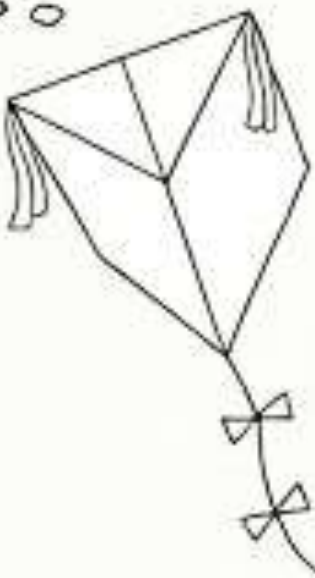
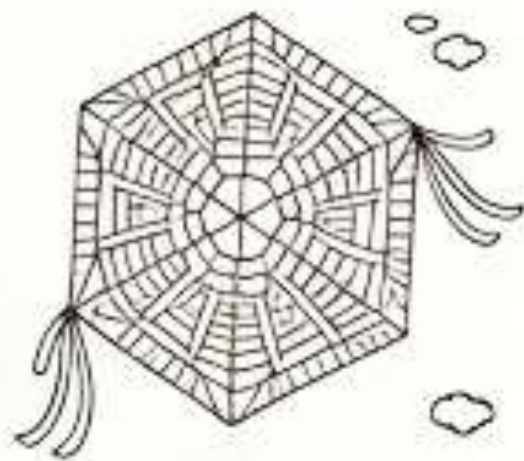

Create Your
Masterpiece!

Colour the Characters



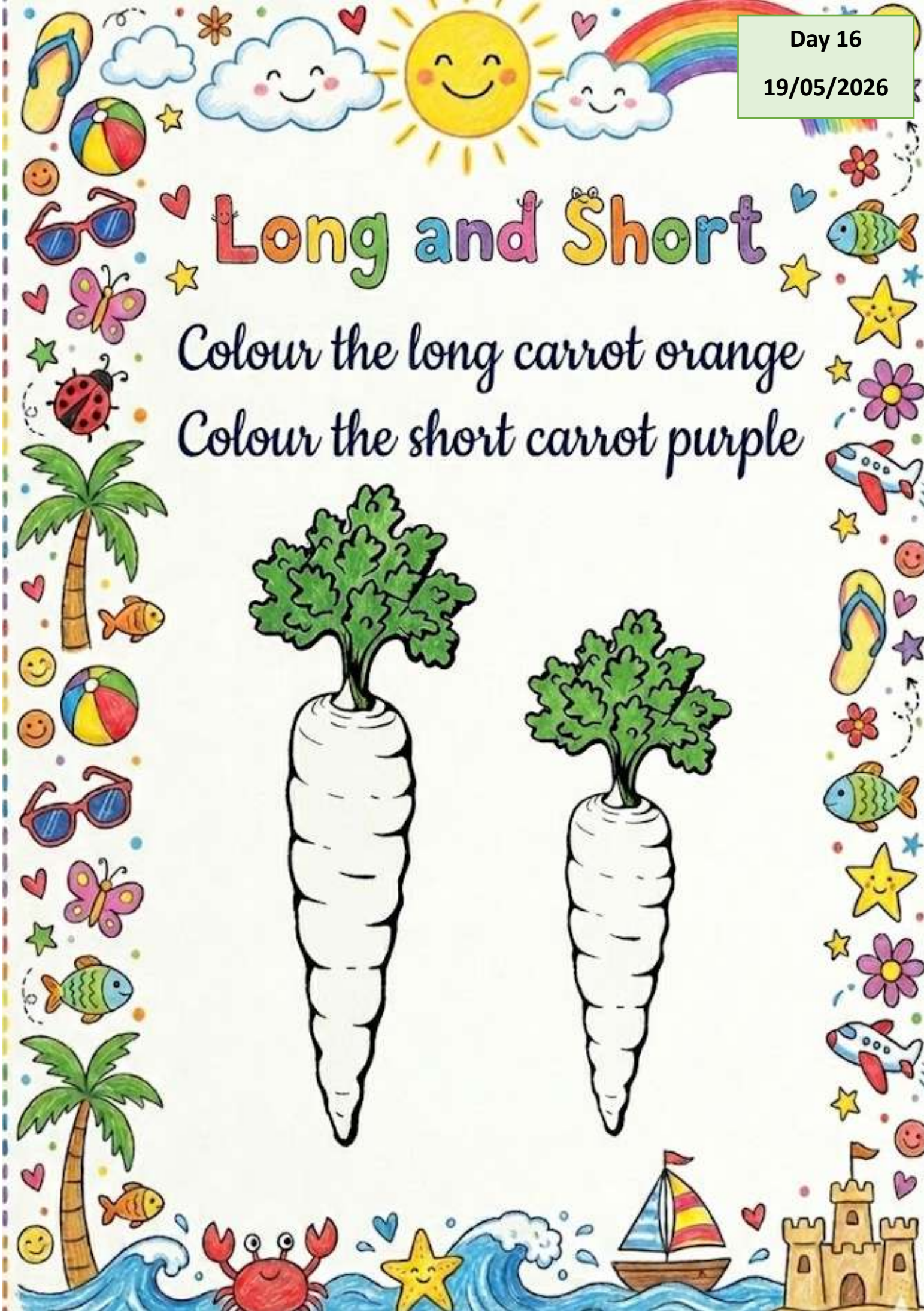
Give Them a Name

COLOUR SIMILAR KITES
IN YELLOW ✨
AND DIFFERENT KITES IN
YOUR FAVOURITE COLOUR 🌈




Long and Short

Colour the long carrot orange
Colour the short carrot purple



Circle the first letters of the pictures and colour them as you like.



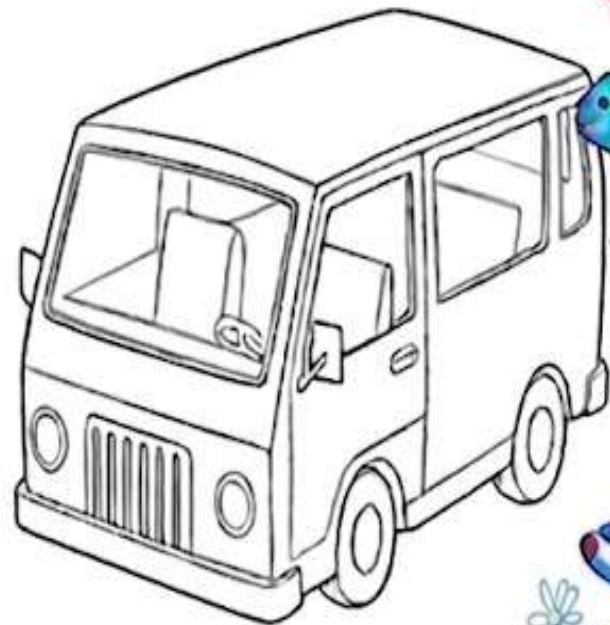
A J D



R T M




V P A



G V N

Colour the vegetables that begin with the given letter.

P




T



R



B

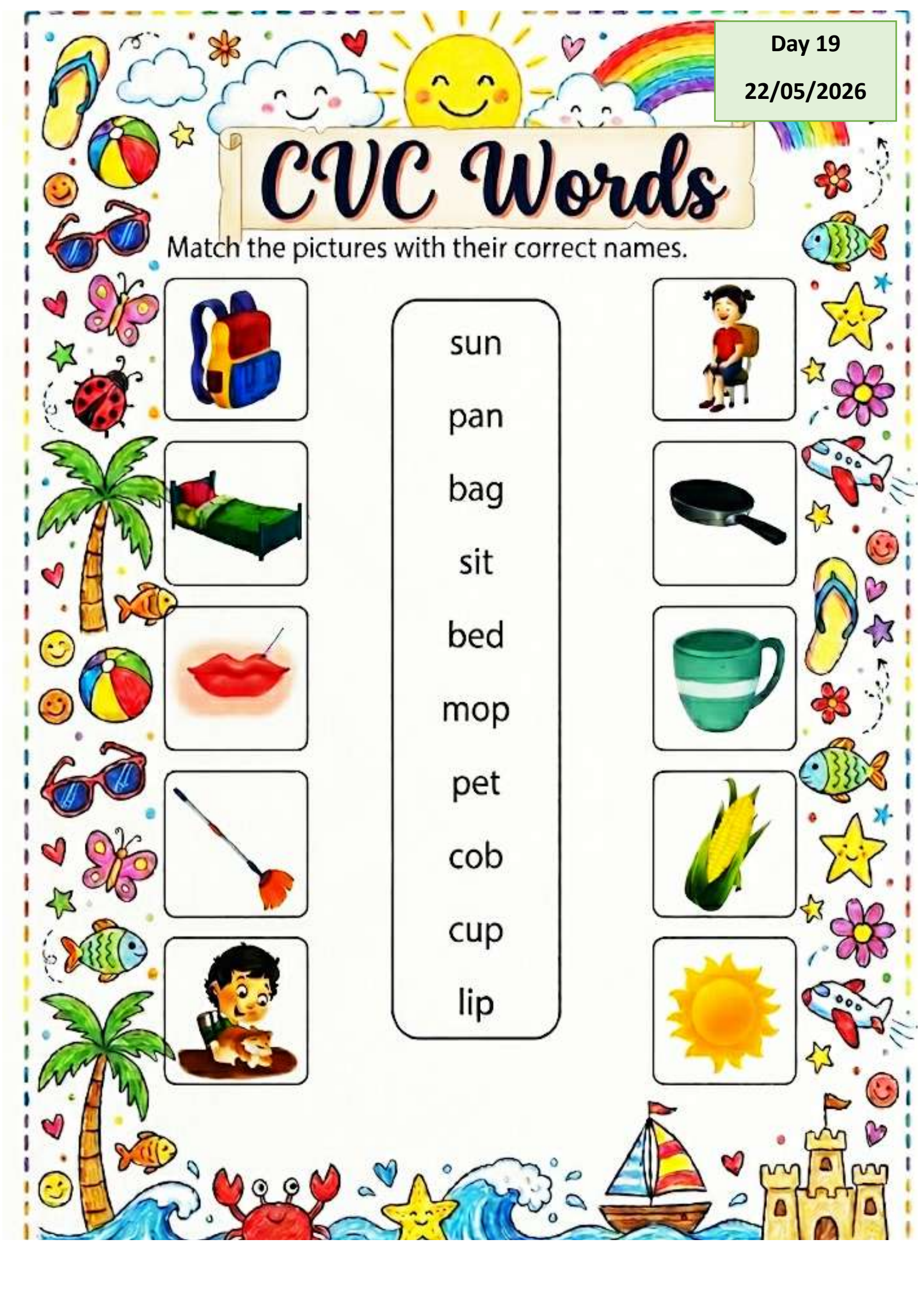


CVC Words

Match the pictures with their correct names.



- sun
- pan
- bag
- sit
- bed
- mop
- pet
- cob
- cup
- lip



-an Words

can

man

pan

ran

fan

tan

van

clan

scan

plan



CVC Words with 'a'

Read and Write



cat



rat



mat



van



can



fan



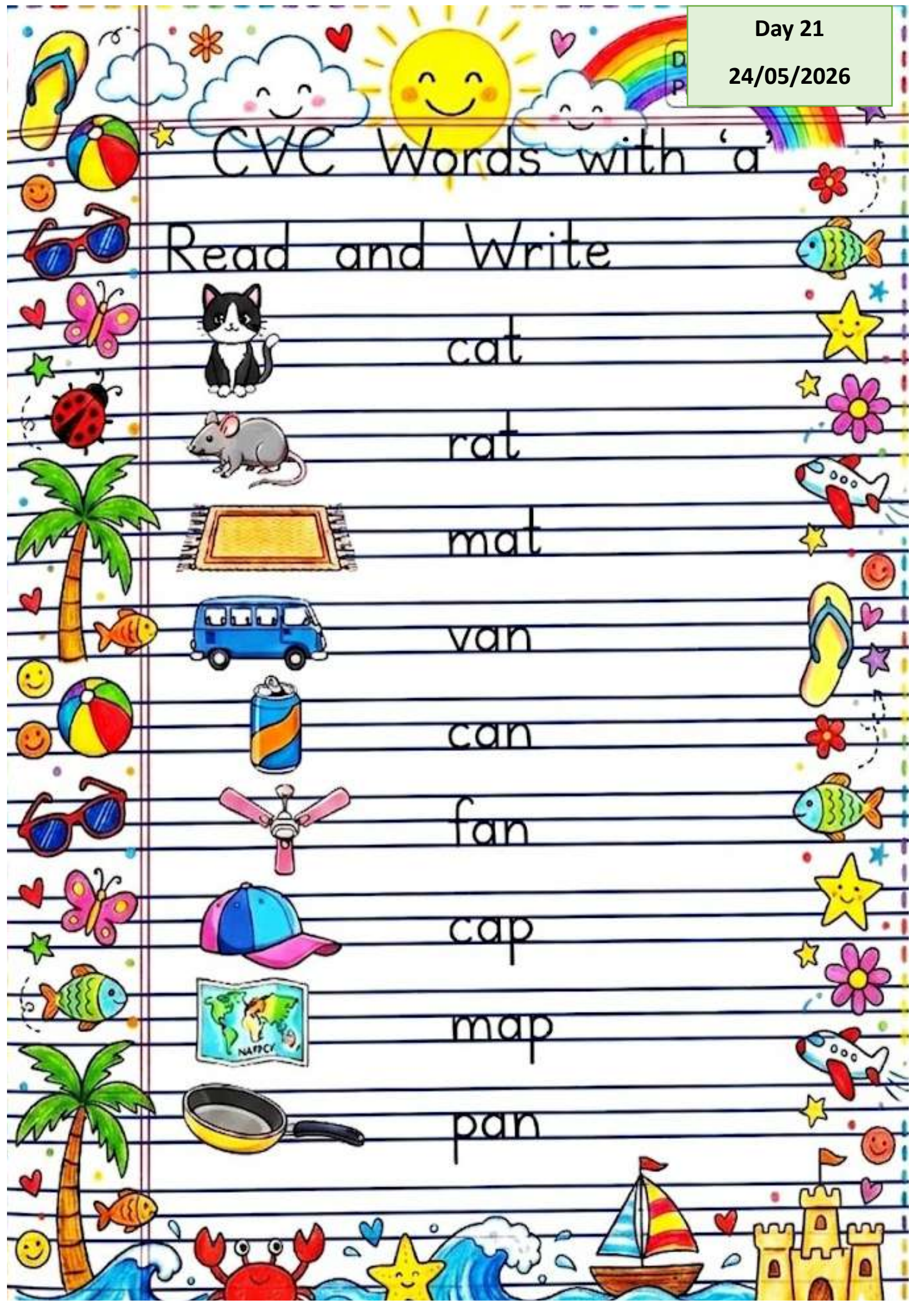
cap



map



pan

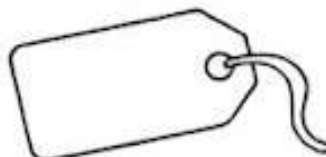


SOUND OUT THE PICTURES AND COLOR THEM!

ba _____



ta _____



be _____



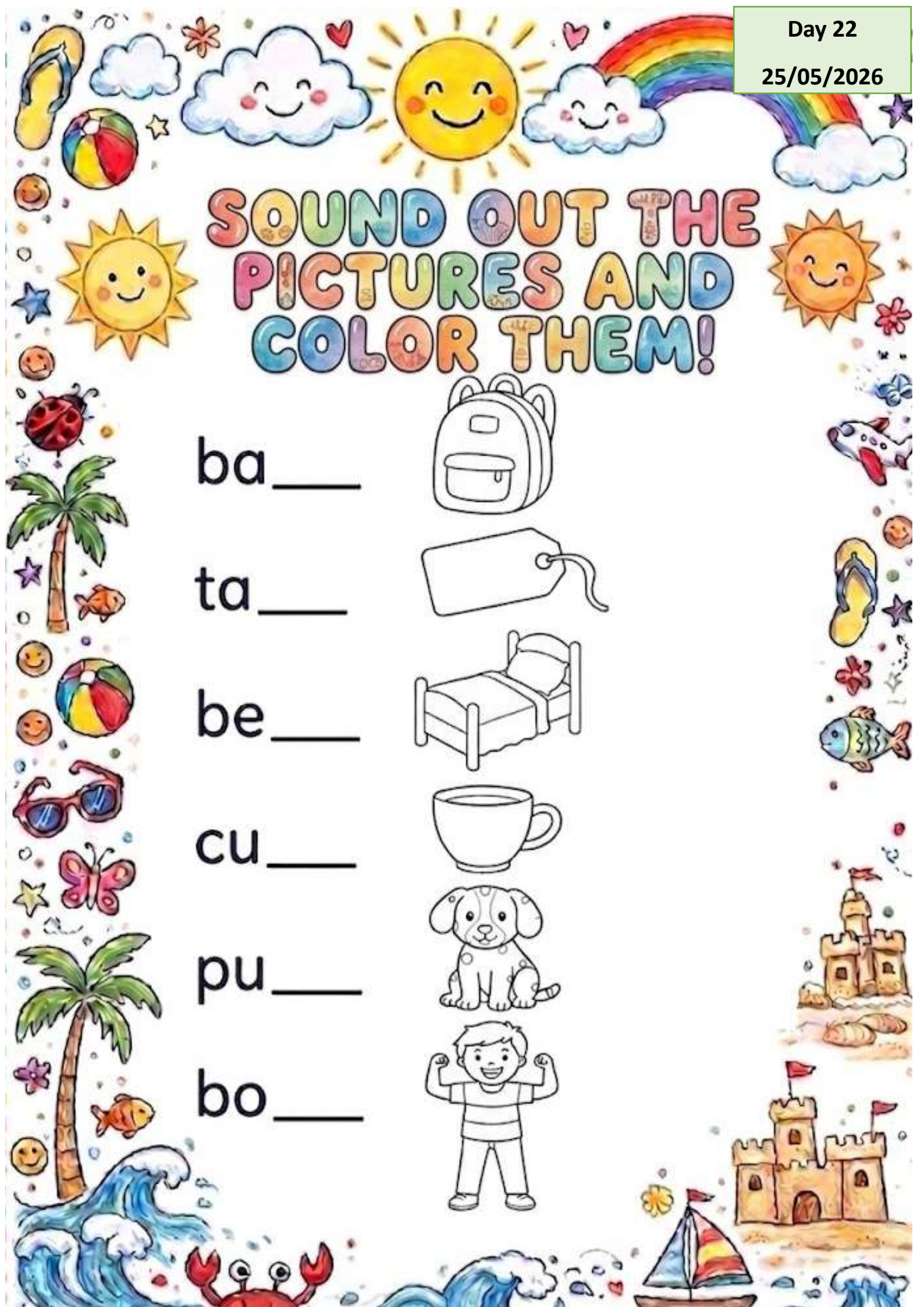
cu _____




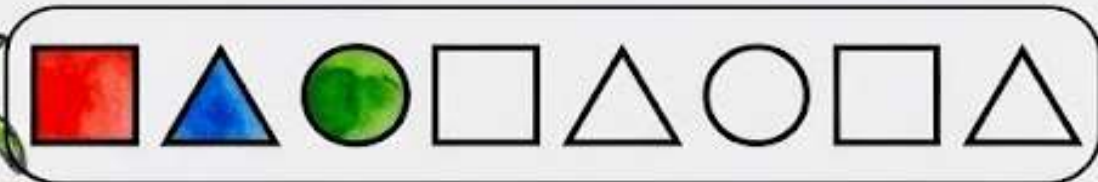


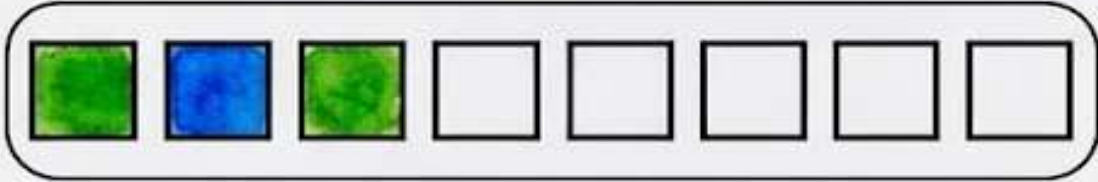

pu _____



bo _____



What comes next?
Colour in the shapes.



Write number names 1-10

1 - one

2 - two

3 - three

4 - four

5 - five


6 - six

7 - seven

8 - eight


9 - nine

10 - ten



Beginning Letters

Write the beginning letter of each in the box provided.



	a	g
--	---	---



	e	y
--	---	---



	i	b
--	---	---



	o	g
--	---	---



	u	n
--	---	---



	u	g
--	---	---

Count and Colour

Colour the fruit based on the given numbers

5



3



7



6



9



8



4





Read and write CVC words with 'a'

She has a bag.

The man has a hat.

I see a fan.

Dan is a lad.

The jam is in the car.



पढ़ो और लिखो

नल पर जल भर

हठ मत कर

फल चख

डर मत

रथ पर चढ़

जल भरकर रख



पढ़ो और लिखो ।

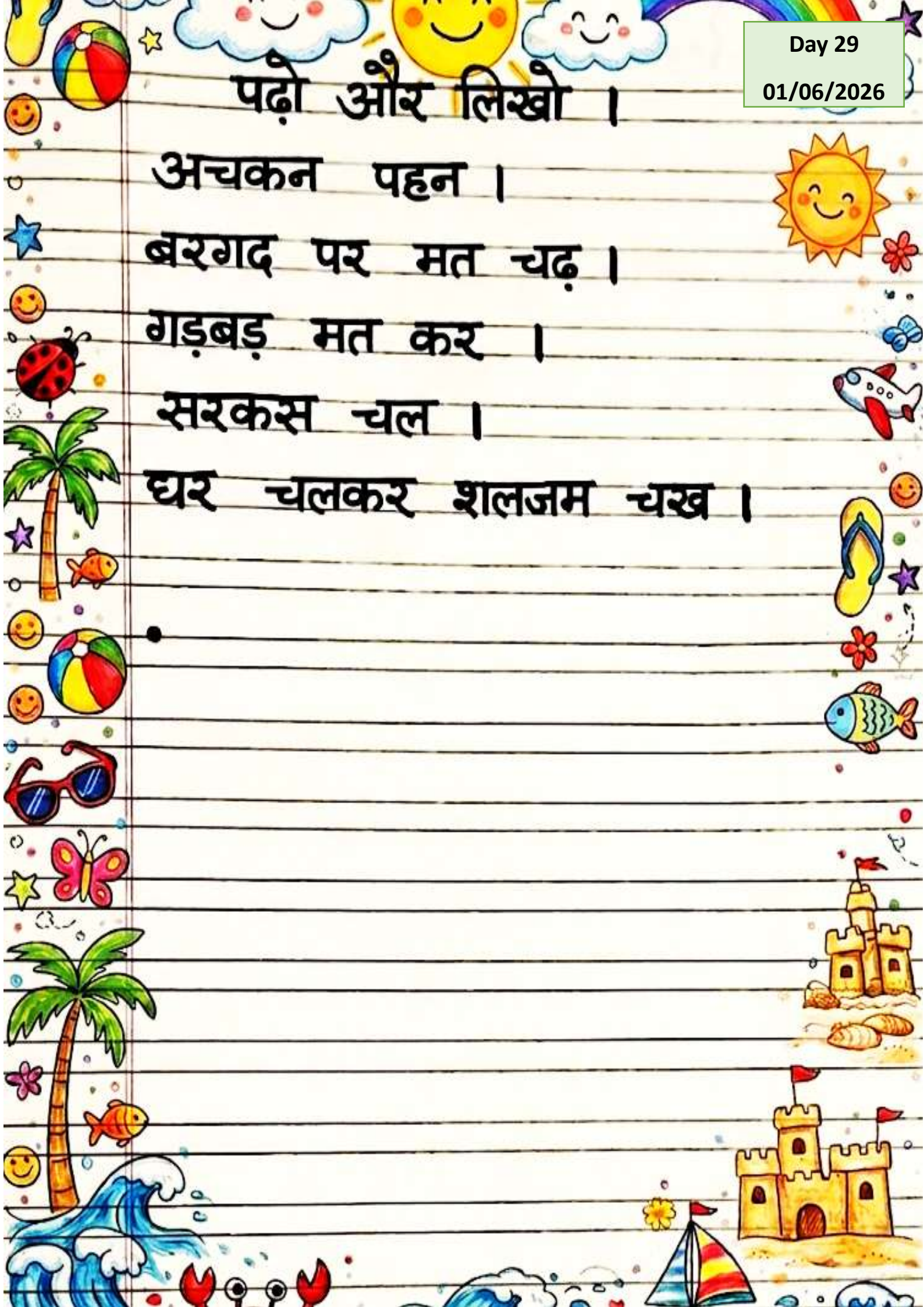
अचकन पहन ।

बरगद पर मत चढ़ ।

गड़बड़ मत कर ।

सरकस चल ।

घर चलकर शलजम चख ।



पढ़ो और लिखो

यहाँ आम चख ।

दूस तक पढ़ ।

वन तक चल ।


रथ पर मत चढ़ ।

पढ़ कर छत पर चढ़ ।



Colour Sorting

Connect the pictures to the box with their matching colour.



Let's Count 1 to 90

Write the missing numbers.

1 3 6 8 9

11 14 15 17 19 20

21 22 24 26 28 29

32 33 35 37 39 40

41 42 44 46 48 49

53 55 56 57 58 60

61 62 64 65 67 69 70

72 73 74 76 77 78

81 83 85 87 89

Sort the letters and write them below

Sky Letters

Root Letters

Grass Letters

a b c d e f g h
i j k l m n o p q
r s t u v w x y
z

Did You Know?

White Sun:

The sun is actually **white**. It only looks yellow because of the air around our Earth! ☀️



Hungry Colours:

Red and **Yellow** are "hungry colors." They make us think of yummy food! 🍎 🍌



Blue-Loving Bugs:

Mosquitoes like the colour **blue**. If you wear blue, they might try to follow you!



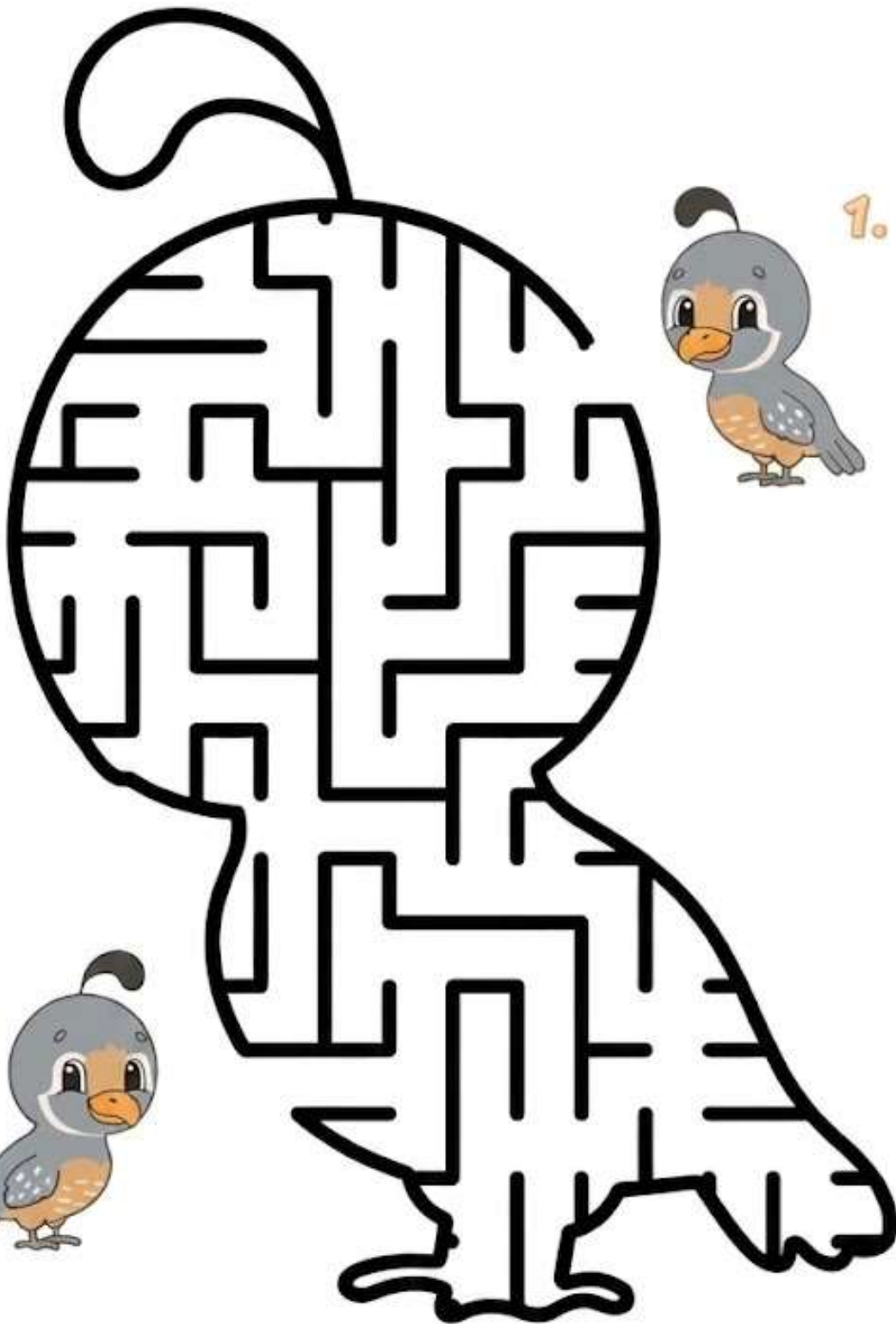
Bee Vision:

These patterns appear as "secret colors" and guide the bees to nectar, which we can't see.



MAZE BIRD

Can you help Bird 1 get to Bird 2 as soon as possible?






★ MISSION ACCOMPLISHED, SUPER STUDENTS! ★

Dear Students,
CONGRATULATIONS!


You did a great job on your worksheets—
your hard work is amazing!

GETTING READY TO COME BACK!

- 
- 📅 School Opens:
15/06/2026 (Monday)
 - * 📁 Turn in Worksheets:
30/06/2026 (Tuesday)

Submit your worksheets folder to your class teacher.

GET READY FOR SUCCESS!

- 
- 🧼 Clean your school bag
so it looks brand new!
 - 🧺 Wash your uniform, tie,
and ID strap neatly.

STAY HYDRATED!

Take care of your health—remember
to drink plenty of water.

Thank you! We are counting down
the days until we see you again!

