



O.P. Jindal School, Raigarh (C.G)

Summer Vacation Assignment

Class III

SESSION - 2024-25

**Tell me and I forget, teach me and I may remember, involve me and I learn.”—
Benjamin Franklin**

Dear Parent(s)

Greetings!

Welcome to the Summer Vacation Assignment! We believe in the importance of continued learning even during the break. This assignment is designed to keep your ward(s) engaged and intellectually stimulated during the holidays. It includes a variety of educational and fun activities for 25 days that cater to different interests and learning styles. We encourage you to support and guide your child through these tasks, fostering a love for learning outside the classroom.

Let's make this summer both enjoyable and enriching for our preparatory school students. Thank you for your cooperation and commitment to your child's education.

Instructions For Completing the Summer Vacation Assignment

The different types of tasks are explained below.

	Hammer In	Do It	Explorer's Task	Reflection
What?	Foundational skills of the core subjects	Mandatory tasks of core subjects	Beyond the curriculum	Careful consideration of the learning journey
How?	Practice drills, Google forms and quizzes	Take printouts. Attempt in the space provided.	As per instructions	Orally (with peer or parent)
Where?	Google links/ Quiz links	A4 sheets/Worksheets/ Notebooks	As per instructions	Student's Almanac
Assessment?	-	Annexure Assessment (Self/Peer/Parent/Teacher)	-	-

Note:

- 1) Read the instructions provided with each task carefully.
- 2) For some tasks, detailed instructions are provided in the Annexure attached at the end of the Calendar of Activities.
- 3) Student should compile the 'Do It' section subject-wise and submit on 18th June, 2024 to the respective subject teachers separately.
- 4) The Annexure-Assessment Format (page 2) must be duly filled up to document all the evaluation done by self/ peer/parent/teacher.
- 5) Please do revert to the Class Teachers and Subject teachers for your queries.

Regards

**Preeti Kalita Acharya
Senior Mistress**

INDEX

S.NO	CONTENT	PAGE NO.
<u>1</u>	Annexure Assessment Sheet	<u>4</u>
<u>2</u>	Calendar of Activities	<u>6</u>
<u>3</u>	Annexure English	<u>31</u>
<u>4</u>	Annexure Hindi	<u>33</u>
<u>5</u>	Annexure Maths	<u>37</u>
<u>6</u>	Annexure EVS	<u>45</u>

ANNEXURE (ASSESSMENT FORMAT) OF 'DO IT' SECTION

Note: Students should take a printout of this format and record the assessment for each ['Do It' Task only]. The task for which the teacher has to assess should be left blank. The duly filled report should be submitted along with the Summer Vacation Assignment on 18th June, 2024.

DAY	DATE Attempted	ASSESSOR (Self/Peer Parent/Teacher)	CHECKLIST (Tick the box for the student's work as applicable)					REMARKS	Sign.
			Neat	Complete	Accurate	Skillful	Creative		
DAY 1 (MATHS)									
DAY 2 (HINDI)									
DAY 3 (EVS)									
DAY 4 (ENGLISH)									
DAY 5 (MATHS)									
DAY 6 (HINDI)									
DAY 7 (EVS)									
DAY 8 (ENGLISH)									
DAY 9 (MATHS)									
DAY 10 (HINDI)									
DAY 11 (EVS)									
DAY 12 (ENGLISH)									
DAY 13 (MATHS)									
DAY 14 (HINDI)									
DAY 15 (EVS)									
DAY 16 (ENGLISH)									
DAY 17 (MATHS)									
DAY 18 (HINDI)									
DAY 19 (EVS)									
DAY 20 (ENGLISH)									
DAY 21 (MATHS)									
DAY 22 (HINDI)									
DAY 23 (EVS)									
DAY 24 (ENGLISH)									
DAY 25 (MATHS)									

DAY-1

ENGLISH



HAMMER IN :

Quiz link-

<https://quizizz.com/join?gc=70251747>

MATHS



Let's create

Make model on different 2D & 3D shapes.

Teacher assessment

-To be exhibited

HINDI



Explorer's Task-

उगता हुआ सूरज आपको क्या सन्देश देता है ? अभिभावकों के साथ चर्चा करें ।

EVS



Reflection-

**Scientific Inquiry Skills:
Bird Journal**

(Instructions are in **ANNEXURE-6**)
(Assessment by Parent & Peer)

DAY-2

MATHS



HAMMER IN :

Recap drill-1

Google form to be shared based on the chapter 2.(15 MCQ questions)

Link-

<https://forms.gle/pM2JXjDXf7bgM8cN6>

(Record your marks in your almanac)

HINDI



Annexure 1: अपना परिचय लिखिए ।

EVS



Explorer's Task:

ENERGY AUDIT:

Energy consumption at home

Read and record electric meter. Explore about electricity consumption per day for a week with the help of your parents and answer few questions according to your observation in annexure-1.

(Assessment by teacher)

ENGLISH



Reflection:

Discuss about the day's work with your mother.

DAY-3

HINDI



HAMMER IN :

Google link -

<https://forms.gle/Q3deNhYbnou9jwtbA>

EVS



Expressive Faces: Depicting Emotions

Draw human faces with different types of expressions and name those expressions. (For detail refer ANNEXURE-2)

ENGLISH



Explorer's Task-

Prepare a short speech on the topic of your choice and deliver it in front of the mirror.

MATHS



Reflection:

Riddles

Take a printout of the given worksheet in a A4 size sheet and solve it. (Math's Annexure RIDDLES)

Teacher assessment- To be submitted after the vacation

DAY-4

EVS



HAMMER IN :

**Unlock Your Knowledge:
Tap into the Link!**

https://docs.google.com/forms/d/e/1FAIpQLSdIMAGktLFCgo62pQwpPogEwy_vOIR-a6vzuXEiQyNoc1N9BQ/viewform?usp=sf_link

(Assessment by
teacher)

ENGLISH



Learn the poem given in Annexure 1C (poem to be attached) and recite it in front of your brother or any family member.

Peer assessment – Ask them to give you stars out of five.

MATHS



Explorer's Task-

Decoding math's in nature.

Find the meaning of these mathematical symbol ($>$, $<$, $=$, \geq , \leq , $+$, $-$, \times , \div , ∞)
(Take out the print out of given sheet in **Math's Annexure (1.B)** and solve it.

Teacher assessment- To be submitted after the vacation

HINDI



Reflection:

अपने गृहकार्य को करने के बाद प्रतिदिन का अनुभव आप अपने विद्यालय के दैनंदिनी (School Almanac) में निर्देशानुसार लिखिए |

DAY-5

ENGLISH



HAMMER IN :

Quiz link:

<https://quizizz.com/join?gc=75591243>

MATHS



Creative corner

Make your own mask (Take reference of page no page no 8 from your course book)

Peer assessment- To be appreciated by the peer

HINDI



Explorer's Task:

नीति के दोहे याद कीजिए | (कोई पांच)

EVS



Reflection:

The Love of Family is Life's Greatest Blessings:

Family Handprints Activity

(Instructions are in ANNEXURE-7)
(Assessment by Parent)

DAY-6

MATHS



HAMMER IN :

Quiz link

<https://quizizz.com/join?gc=98219959>

(Record your marks in your almanac)

HINDI



शब्दों को सही क्रम में लिखकर सार्थक वाक्य बनाइए।

Annexure -2

EVS



Explorer's Task:

Solve the crossword puzzle on **Health and Happiness**.

(Assessment by Teacher)

ENGLISH



Reflection:

Write your Reflection journal in Student's Almanac.(refer Annexure English A)

DAY-7

HINDI

EVS



HAMMER IN :

Google link-

<https://forms.gle/CejUL8LiwUL9Pm7Y8>



Parents' Names in Braille Script
Write your parents name in **BRAILE SCRIPT**

(Assessment by Teacher)

ENGLISH

MATHS



Explorer's Task:

Play the game of name , place, thing ,animal with your family members.



Reflection:

Case study

Solve the given Worksheet in your math's copy based on Chapter2 (Fun with numbers)

(Take reference of Math's Annexure 1.F)

Teacher assessment

-To be submitted after the vacation

DAY-8

EVS



HAMMER IN :

Unlock Your Knowledge: Tap into the Link!

[https://docs.google.com/forms/d/e/1FAIpQLSd egtunUp2JcxkCElaohLumQ3GMnT9f0zCw02WkXyDz6LMaw/viewform?usp=sf link](https://docs.google.com/forms/d/e/1FAIpQLSd egtunUp2JcxkCElaohLumQ3GMnT9f0zCw02WkXyDz6LMaw/viewform?usp=sf_link)

(Assessment by teacher)

ENGLISH



Refer to the Annexure 1 A , look at the picture carefully and write 7 lines about it. Also give it a suitable title of your choice.

MATHS



Explorer's Task:

Let's discover

Paste the photographs of 5 great Indian mathematicians in an A4 size sheet and explore about them in 5 lines.

Teacher assessment-(To be exhibited in your classroom display board)

HINDI



Reflection:

घर के आसपास छोटे पौधों की देखभाल करें ।
घर की छत और आँगन में दाना-पानी रखें ।

DAY-9

ENGLISH



HAMMER IN :

Quiz link-

<https://quizizz.com/join?gc=75591243>

(Attempt the quiz within 10 days)

MATHS



Arithmetic skill

Take a printout of the given worksheet in a A4 size sheet and solve it. **(Math's Annexure 1.D)**
Teacher assessment- To be submitted after the vacation

HINDI



Explorer's Task:

गाँव का दृश्य बनाकर ,चित्र में रंग भरें और आपको गाँव में सब से अच्छा क्या लगता है अपने किसी दोस्त को बताएँ।

EVS



Reflection:

"Moonlit Sketch: Celestial Beauty"

Observe the sky at night. Draw the shape of the moon on that day and also draw any one constellation that you have observed.
(Assessment by Teacher)

DAY-10

MATHS



HAMMER IN :

Quiz link

<https://quizizz.com/join?gc=96627016>

(Record your marks in your almanac)

HINDI



Annexure 3: मात्रा वाले शब्दों को पहचान करें।

EVS



Explorer's Task:

**Design and Demonstration:
Introducing My Innovative Creation.**

Create a model of your innovation and a little film demonstrating its operation, or draw and label it. Consider this: How does it operate? If you made it in real life, what size would it be? What kind of substance is that? Where does it acquire the energy or electricity to operate? Which name are you going to give it?

Check out Little Inventors for inspiration:
<http://www.littleinventors.org/ideas/>.

For accepting the challenge

[CLICK HERE](#)

(Assessment by Parent & Peer)

ENGLISH



Reflection:

Write your Reflection journal in Student's Almanac.(refer Annexure English A)

DAY-11

HINDI



HAMMER IN :

Google link-

<https://forms.gle/va5R7bsTeek772AJ6>

EVS



Dictation Test: Challenge Your Listening Skills

Take a dictation test of words given in **ANNEXURE-3** (Ask your mother to dictate word to you)
(Assessment by Parent)

ENGLISH



Explorer's Task:

Capture reading fluency using recording tools.

MATHS



Reflection:

Practical skill

Observe and find any 10 real life objects, draw them and write whether it can be divided into a symmetrical mirror half or not?

(To be done in a colorful A4 size page)

(To be done in a A4 size sheet)

Teacher assessment

-To be submitted after the vacation

DAY-12

EVS



HAMMER IN :

Unlock Your Knowledge: Tap into the Link!

<https://docs.google.com/forms/d/e/1FAIpQLSeY35SbgbogrxXwgoZLEU6Ec6PRG8vbS3yQK>

(Assessment by teacher)

ENGLISH



Write ten good habits that you do during a day in any two languages of your choice

MATHS



Explorer's Task:

Deductive reasoning

Take a printout of the given worksheet in a A4 size sheet and solve it. (Math's Annexure 1.E)

Teacher assessment-

To be submitted after the vacation

HINDI



Reflection:

अपने गृहकार्य को करने के बाद प्रतिदिन का अनुभव आप अपने विद्यालय के दैनंदिनी (School Almanac) में निर्देशानुसार लिखिए ।

DAY-13

ENGLISH



HAMMER IN:

Google form:

https://docs.google.com/forms/d/1bwh9UUa-ypszj275D5EXk8CzRLK_-6U_Qjjp33wENY/edit

MATHS



Game Zone

Solve the given puzzles in A4 size sheet
Math's Annexure (1.F)
(Take a printout or do in A4 size sheet only)

Teacher assessment

-To be submitted after the vacation

HINDI



Explorer's Task:

गाँव का दृश्य बनाकर ,चित्र में रंग भरें और आपको गाँव में सबसे अच्छा क्या लगता है अपने किसी दोस्त को बताएँ ।

EVS



Reflection:

PUPPET SHOW

The kids watched a video in the WhatsApp group about making puppets of their family members. They practiced introducing each puppet and then will perform in front of their family, showing off their puppets and making everyone happy.

(Assessment by Parent)

DAY-14

MATHS



HAMMER IN :

Recap drill-2

Google form based on Dodge table (15 MCQ questions)

Link-

<https://forms.gle/FmnLoN8RAydJcnQB8>

HINDI



Annexure 4 : क्ष, त्र, ज्ञ, श्र का प्रयोग करते हुए शब्द बनाइए।

EVS



Explorer's Task:

Spotlight on Indian Talent:

Find out at least 5 famous Indian in any one of the given profession (actor, cricketer, scientist, singer, author, dancer or any other profession of yours choose) Paste their pictures and write 5 lines about them

ENGLISH



Reflection:

Discuss how you will spend your vacation with your mother.

DAY-15

HINDI



HAMMER IN :

Google link-

<https://forms.gle/9FcT9Gv743mSGK5P6>

EVS



Dictation Test: Challenge Your Listening Skills

Take a dictation test of words given in **ANNEXURE-4**(Ask your mother to dictate word to you (Assessment by Parent))

ENGLISH



Explorer's Task:

Play any game you like with your parents.

MATHS



Reflection:

Find out

Have a look at the Indian currency notes. Research and find The number of languages in which the amount is printed on currency notes. (Make a list of languages in your Almanac}

DAY-16

EVS



HAMMER IN :

**Unlock Your Knowledge:
Tap into the Link!**

<https://docs.google.com/forms/d/e/1FAIpQLSfZ0MY0C9BdNpeK6To1IHwFEhgqMNZL95jnUfWe8>

ENGLISH



Write five Sentences and circle noun from those Sentences?

MATHS



Explorer's Task:

Research and prepare

Find the cost of your stationery items like pencil, eraser, sharper, scale and pencil box. Prepare your own bill and find their total cost.

(To be done in a A4 size sheet)

Teacher assessment

-To be submitted after the vacation

HINDI



Reflection:

अपने गृहकार्य को करने के बाद प्रतिदिन का अनुभव आप अपने विद्यालय के दैनंदिनी (School Almanac) में निर्देशानुसार लिखिए ।

DAY-17

ENGLISH



HAMMER IN :

Learn the spellings of five different spices of India.

MATHS



Let's practice

Solve your Math's workbook Page no (1-3)

(To be done in workbook only)

Teacher assessment

-Correction will be done after vacation

HINDI



Explorer's Task:

तुकबंदी वाले शब्दों से कविता बनाइए और सबको सुन्दर स्वर में सुनाइए ।

EVS



Reflection:

Refreshing Fruit Juice Ice Cubes: A Cool Treat for Mom and Dad

Make some ice cubes with the help of juice of seasonal fruits and serve your parents.

(Assessment by Parent)

DAY-18

MATHS



HAMMER IN :

Find and learn any mathematical poem for table upto 12.

Parental assessment-Recite the poem to your parent.

HINDI



Annexure 5: पेड़ पौधे की जानकारी एकत्र करें ।

EVS



Explorer's Task:

Solve the crossword puzzle on Cereals fruits and vegetables

(Assessment by Teacher-)

ENGLISH



Reflection:

Refer to Annexure 1B English A format and do share that how do you feel when it rains.

Rain (Annexure)

DAY-19

HINDI



HAMMER IN :

Google link-

<https://forms.gle/iemXMyHTd5W8g1v8>

EVS



SOLVE THE WORKSHEET

ANNEXURE-5

ENGLISH



Explorer's Task:

Write five new words from the poem
"Cookies for Santa"

MATHS



Reflection:

Value of currency

Ask to your parents the cost of a toffee,
Price of 1 ghee ,rice, Potato and ,tomato,1l
milk in their childhood and compare it
with your childhood

Parental assessment-

To be discussed with your parents

DAY-20

EVS



HAMMER IN :

**Unlock Your Knowledge:
Tap into the Link!**

<https://docs.google.com/forms/d/e/1FAIpQLSe0IVs2fMvlQ6UajU9O94QIRasKrTQNox->

ENGLISH



Children will paint self drawn picture and write few antonyms with reference to chapter one from course book.

MATHS



Explorer's Task:

Let's create Pattern

To make a collage/ drawing/pictures showing mathematical patterns present in the nature

(To be done in a A4 size sheet)

Peer assessment-To be appreciated by peer

HINDI



Reflection:

अपने गृहकार्य को करने के बाद प्रतिदिन का अनुभव आप अपने विद्यालय के दैनंदिनी (School Almanac) में निर्देशानुसार लिखिए ।

DAY-21

ENGLISH



HAMMER IN :

Google link-

<https://docs.google.com/forms/d/1yWJHlvfUqG4xuorcZzGSn4dL5t1A-qn67AOco365MKs/edit>

MATHS



Fun Zone

Make your own mask. Take reference of Page. no- 8 from your course book. **Peer Assessment -To be appreciated by the peer.**

HINDI



Explorer's Task:

घर में अपने अभिभावकों से कहानी सुनिए और शब्दों के सही उच्चारण के साथ आप भी कहानी सुनाइए ।

EVS



Reflection:

Hey students! Let's organize your holiday homework subject wise and store it neatly in a folder for submission.

DAY-22

MATHS



HAMMER IN :

“Math vocabulary-1”

Go through the given 20 mathematical words given in **Math’s Annexure (1.A)** and learn the spellings properly

HINDI



Annexure 6: वर्ग पहेली ।

EVS




Explorer’s Task:

Greening the Future: Planting a Sapling on World Environment Day

On the 5th of June, World Environment Day, embark on a meaningful activity to contribute to the health of our planet. With a sense of purpose and determination, plant a sapling, symbolizing hope and growth for our environment. After gently placing it into the soil, click a picture, capturing the moment of your commitment to nurturing nature.
(Assessment by Parent)

ENGLISH



Reflection:

Discuss your one good quality, which he or she likes the most and why?

DAY-23

HINDI



HAMMER IN :

Google link-

<https://forms.gle/gZ15e9agjCVGJzYVA>

EVS



PRACTICE DIAGRAM OF LESSON-1

(PARTS OF THE BODY)

ENGLISH



Explorer's Task:

Explore synonyms from chapter 1 Reggie Mouse's Shrinking Clothes.

MATHS



Reflection:

Story Problems Book:

Create a small booklet of your own word problems. (Take reference of word problem from your notebook)

Peer assessment-To be appreciated by peer

DAY-24

EVS



HAMMER IN :

**Unlock Your Knowledge:
Tap into the Link!**

https://docs.google.com/forms/d/e/1FAIpQLSe7_mf1iKneaSHI2pN652AMXuF4SOoICsgcOK2L1oUKA0Sow/viewform?usp=sf_li

ENGLISH



Children will paint self drawn picture and write few antonyms with reference to chapter 1 from course book.

MATHS



Explorer's Task:

Project

Use the dot grid to draw your own shapes and designs.
(Refer page no 5 from your Math's course book)

(To be done in a A4 size sheet)

Teacher assessment

-To be submitted after the vacation

HINDI



Reflection:

अपने गृहकार्य को करने के बाद प्रतिदिन का अनुभव आप अपने विद्यालय के दैनंदिनी (School Almanac) में निर्देशानुसार लिखिए ।

DAY-25

ENGLISH

MATHS



HAMMER IN :

Read the poem "My Country" written by Rabindranath Tagore



Basic concept

Take a printout of the given worksheet in a A4 size sheet and solve it. **(Math's Annexure ADDITION)**

Teacher assessment- To be submitted after the vacation

HINDI

EVS



Explorer's Task:

घर में अपने अभिभावकों से कहानी सुनिए और शब्दों के सही उच्चारण के साथ आप भी कहानी सुनाइए ।



Reflection:

Hey students! Let's organize your holiday homework subject wise and store it neatly in a folder for submission.

ANNEXURES

ENGLISH ANNEXURE

ENGLISH ANNEXURE A (REFLECTION JOURNAL FORMAT)

Instruction: To be done in the Student Almanac/Diary. (No submission for this work)

REFLECTION JOURNAL

Date:

Place:

Complete the following sentences:

I have learnt something new today. It is that _____

I used to think before that _____,

now I think _____.

I am grateful to <person> _____ for _____

1A) PICTURE COMPOSITION



1B) RAIN (ANNEXURE)

The Rain is raining all around
It Falls on field and tree
It Rains on the umbrella here
And on the ships at sea

1C)

What's in the Mailbox?

Most always, when the postman comes
With letters, two or three,
They're for my Mother or my Dad
But never one for me.

I'm going to write some letters, though,
That's what I'm going to do,
And then my friends will answer me
And get letters too!



HINDI ANNEXURE

ANNEXURE-1

1. अपना परिचय लिखिए -

मेरा परिचय

मेरा नाम

माता का नाम

पिता का नाम

घर का पता

नाम

ANNEXURE-2

नीचे दिए गये शब्दों को सही क्रम में लिखकर सार्थक वाक्य बनाइए ।

क . खेल रही लड़की है ।

ख . दूध कुत्ता रहा है पी ।

ग-कपड़े है धोबी धोता ।

घ .कबूतर खा दाना रहा है ।

ANNEXURE-3

र में ' उ(ू) तथा' ऊ(ू) 'की मात्रा वाले शब्दों को पहचानकर दिए गये गोले के अंदर लिखें।

गुरु,रूद्र,रुपया,पुरुष,
अमरूद,रूप,
रूखा,रुकना,रुचि

रु

रू

ANNEXURE-4

क्ष,त्र,ज्ञ ,श्र का प्रयोग करते हुए दो-दो शब्द लिखिए।

क्ष- कक्षा,----- ,

त्र - मित्र, ----- ,

ज्ञ - ज्ञान , ----- ,

श्र - श्रीमान , ----- ,

ANNEXURE-5

क्या तुम जानते हो पौधे को अपना भोजन बनाने के लिए क्या- क्या चाहिए ? सोचकर लिखिए।

1. -----
2. -----
3. -----
4. -----



ANNEXURE-6

चित्रों को देखिए तथा उनके नाम वर्ग पहेली में खोज कर उनपर गोला लगाइए

प	क	ब	र	त	न
म	ट	र	क	ल	अ
र	च	ग	ल	क	ज
स	प	द	श	ज	ग
क	म	ल	च	त	र
त	थ	र	म	स	ट

हिंदी संलग्नक पत्रक (Reflection)

प्रतिबिंबपत्रक

दिनांक :

स्थान :

निम्नलिखित वाक्यों को पूरा कीजिए :

आज मैंने कुछ नया सीखा ।मैंने सीखा कि-----

मैं पहले सोच ताथा /सोचती थी कि-----

मुझे लगता है कि -----

मैं आभारी हूँ अपने ----- का क्योंकि उन्होंने मुझे बताया कि-----

7. कविता कंठस्थ कीजिए।



MATHS ANNEXURE

Annexure 1.A

MATHS VOCABULARY

Average	Backward	Calculate	Division	Calendar
Digit	Expand	Increase	Deduct	Dimension

Product	Difference	Altogether	Combined	Distribute
Quotient	Remainder	Divisor	Decrease	Reduce

Annexure 1.B

Dear Children,

It's time to learn about different Mathematical symbols. In the given box different mathematical symbols are provided. Try to identify them and write their meaning in the given blank space.

S.no.	Symbol	Name	Meaning
1.	+		
2.	-		
3.	x		
4.	÷		
5.	>		
6.	<		
7.	=		
8.	≤		
9.	≥		
10.	∞		

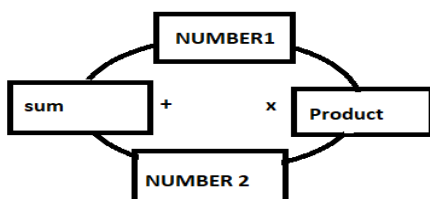
Now it's time to create your own problem

Use the given mathematical symbols and make your own five questions. One example is given here to guide you.

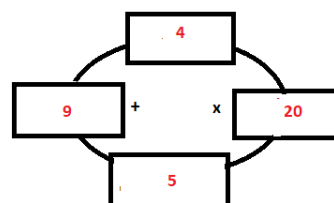
Example: $11 + 12 = 23$

Annexure 1.C

TOTAL PRODUCT PUZZLE



EXAMPLE:




Q2. SOLVE THE PUZZLE.


MATH

B	F	V	T	S	A	J	M	O	R	E	H
P	Y	L	O	N	G	D	Q	I	U	M	Z
K	M	F	H	C	V	E	B	X	J	A	R
W	I	D	E	Q	P	Z	S	Y	O	T	N
T	N	R	G	A	L	E	U	D	F	H	C
O	U	P	J	N	U	M	B	E	R	X	S
D	S	Y	I	K	S	F	T	G	W	U	E
D	A	W	S	E	H	O	R	N	A	D	D
F	C	O	U	N	T	K	A	L	S	B	I
H	X	B	M	F	Y	S	C	U	P	R	G
L	E	S	S	I	D	Q	T	O	T	A	L
Y	R	H	E	V	E	N	J	B	K	M	F


add	math	plus
count	minus	subtract
even	more	sum
less	number	total
long	odd	wide



Q3. Find the value of “?”.




$$+ = 8$$



$$+ = 10$$



$$+ = 9$$



$$+ = ?$$

Annexure 1.D

Q1. Fill in the blanks.

- (a) The greatest 2 digit number is _____.
- (b) Even numbers always come in the multiplication table of _____.
- (c) Smallest two digit even number is _____.
- (d) 131 is an _____ (Even/Odd) number.
- (e) Successor of smallest three digit number is _____.

Q2. Write the place and Place Value of underlined digits in the given number.

Number	Place	Place value
i) <u>8</u> 56		
ii) 9 <u>2</u> 8		
iii) 3 <u>0</u> 6		
iv) 4 <u>8</u> 52		
v) <u>9</u> 267		

Q3. Write these numbers in words.

(a) 785 _____

(b) 927 _____

(c) 528 _____

(d) 341 _____

(e) 1247 _____

Q4. Write these numbers in expanded form.

(a) 836 _____

(b) 429 _____

(c) 7910 _____

Q5. The numbers are given in expanded form write them in short form.

(a) $800 + 80 + 8 =$ _____ (b) $900 + 20 + 3 =$ _____ (c) $6000 + 500 + 0 =$ _____

Annexure 1.E

The following question using your Mental ability.

1. Which is the odd one out?






A)

B)

C)

D)

2. If can  be written as 3,  can be written as 0,

Then  can be written as _____?

A) 4

B) 5

C) 3

D) 1

3. Janaki's violin lesson started at 10:00am, the lesson lasted for 1 hour. When did her lesson end?

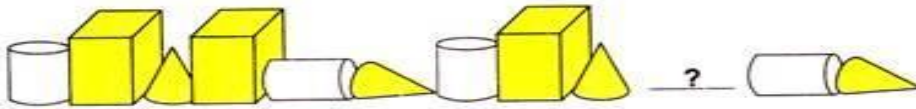
A) 11: 00 a.m.





B) 11: 00 p.m.

C) 09: 00 p.m.

D) 09: 00 a.m.

4. Which is the missing object?



- A)  B)  C)  D) 


5. Which letter comes in the ninth position from left?



- A) M B) N C) O D) P

Annexure 1.F

Have you tried to play Snakes and Ladders? It is played using the dice. It has 6 equal faces in which the numbers are written from 1 to 6. Landing on the snakes' mouth takes you to the number on its tail. If you land on the bottom of ladder you will be elevated to its top. Do you know that Die is the singular form of Dice?



Can you answer these?

- (a) The longest ladder is from the numbers _____ to _____.
 (b) Which number will you reach if you take the ladder from 21?

_____.

- (c) You are standing at 67. Which number on the die will take you to the snake's mouth? _____
- (d) Write the number written on the mouth of longest snake. _____ Does it come in the table of 11? _____ (Yes/No)
- (e) There is a ladder in which the number at the top is double of the number at bottom. These numbers are _____ and _____.
- (f) If you are on the snake at number 62, which number will you reach ? _____

ADDITION:-

5	8
2	6

 + +

8	9
4	2

6	6
7	5

Answer-
Answer-

Answer-

5	5
4	7

 + +

3	8
6	6

 Answer-
Answer-

SUBTRACTION:-

7	4
2	8

-

Answer-

Answer-

5	2
1	9

-

Answer-

8	4
6	7

6	2
3	5

-

Answer-

9	1
7	5

-

Answer-

RIDDLES

James buys one new toy every 30 days, how many toys does he have in one year?



I have hands and face. But I can't hold anything or smile. Who am I?



There are 5 mangoes in a basket and you took three from it. How many mangoes do you have?

Ans:

The number 11,96 and 88 have something in common. What is it?

Ans:

What comes twice in a week, once in a year but never in a day?

Ans:

EVS ANNEXURE

ANNEXURE-1

DAY	DATE	NUMBER OF UNITS CONSUMED

On above observation answer the following questions:

- What is the total electricity consumption of the week?
- On which day the consumption is highest? Find out the reason.
- Have you noticed any particular appliances at home that consume the most electricity?
- Find out any three ways to save electricity at your home

ANNEXURE-2

Draw human faces with different types of expressions and name those expressions

- a) SAD FACE
 - b) HAPPY FACE
 - c) ANGRY FACE
 - d) SURPRISE FACE
 - e) FRIGHTENED FACE
 - f) LAUGHING FACE (try on your own)
 - g) CRYING FACE (try on your own)
- (Assessment by Teacher)

ANNEXURE-3

DICTATION WORDS

LIMBS	JOINTS	WRISTS	SHOULDERS	DIRECTIONS
EYELASHES	TONGUE	NOSTRILS	LOUIS BRAILLE	ANNE SULLIVAN
BRAILLE	DEAF	BLIND	ARTIFICIAL	ACCIDENT

ANNEXURE-4

DICTATION WORDS

ENERGY	SHAMPOO	CLOTHES	TOOTHACHE	BACKACHE
ANGRY	SNEEZE	STRAIGHT	SWIMMING	EXERCISE
SCARED	RELAXED	POLITELY	DISOBEY	WRONG

ANNEXURE-5

WORKSHEET

A. MATCH THE FOLLOWING:-

1. Louis Braille

2. Lip reading


3. Old and sick people


4. Sudha Chandran

5. Braille script

- Script used by blind people to read and write
- A famous dancer who learnt to dance with an artificial leg.
- Special people
- To understand speech by carefully watching lip movement.
- Blind man who invented Braille script.

B. Identify the following:






ANNEXURE-6


Students will create their own bird watching journal, recording observations of birds they see in their area. They'll decorate the cover creatively, research common bird species, and spend time outdoors observing birds. In their journal, they'll note details like date, time, location, bird description, behaviours, and make sketches. Binoculars can enhance their observations. Regular updates to the journal will deepen their understanding of bird behaviour and habitat, while also fostering a greater appreciation for nature. (For reference image-1)

ANNEXURE-7

- a. Trace the palm of your family members with pencils on colourful sheets and label it.
- b. Take hand paper cut outs and measure the length and width of it with measuring scale then note it on the backside of the sheet.
- c. Arrange the measures in Ascending order and note it on the backside of the sheet.
- d. Place Hand cut outs as shown below.
- e. Frame it with a beautiful quote (For reference image-2)

IMAGE-1(Bird Journal)





MY BIRD JOURNAL

NAME-


WHERE-

WHEN-

NOTES-



SOLVE THE CROSSWORD PUZZLE(Health & Happiness)



Across

- 2. Feeling of joy and contentment
- 5. Facial expression of happiness
- 8. Body parts for grasping and touching
- 9. In good physical and mental condition
- 11. Body parts for walking and running
- 12. Organ for tasting
- 13. Feeling of thankfulness


Down

- 1. Person who assists doctors and cares for patients
- 3. Organ for smelling
- 4. Organ for eating and speaking
- 6. Organs for seeing
- 7. Sound of amusement
- 10. Act of being considerate and compassionate
- 11. Close relatives who care for each other
- 14. Outer covering of the body

IMAGE-2



SOLVE THE CROSSWORD PUZZLE (CEREALS, FRUITS AND VEGETABLES)



Across

- 1.** A large, juicy fruit with sweet, pink or red flesh and a hard, green rind.
- 3.** A small, sweet fruit with a soft flesh and many tiny seeds.
- 4.** A large, tropical fruit with a spiky green skin and sweet, yellow flesh.
- 8.** A small, brown fruit with green flesh and black seeds.
- 9.** A small, red fruit with a sweet-tart flavor and many tiny seeds.
- 11.** A red or green fruit with a crunchy texture and sweet taste.
- 13.** A long, curved fruit with a yellow skin and soft, sweet flesh.
- 14.** A red or yellow fruit with juicy flesh and many seeds, often used as a vegetable.

Down

- 2.** A vegetable with a shiny, purple skin and creamy white flesh.
- 5.** A juicy, tropical fruit with a sweet, golden flesh.
- 6.** A leafy green vegetable often used in salads and sandwiches.
- 7.** A long, orange vegetable that grows underground and is often used in salads.
- 10.** A small, bitter fruit often used to make oil or eaten as a snack.
- 12.** A small, round fruit that grows in clusters and can be eaten fresh or used to make wine.
- 15.** A flavoring extracted from the seed pods of a tropical orchid.