


Which letter does the picture begin with?

1.



b h c k

2.




m p a b

3.




f t y s

4




c k g l

5



m u i j

6



p v e o

7



a u i y

8



b p o j

9



h k m y


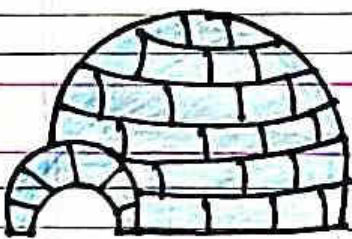
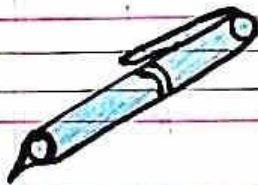




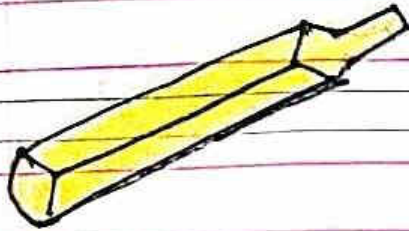
10



k p a n

Teacher's Signature.....

Write the Beginning Sounds



Matching



c



p

		C	
	L		B
		P	
	S		T
		Q	




b





q




s



t



Colour R - 

Y -  B -  G - 

(R) (Y)

(B) (G)

(B) (R) (B)

(Y) (G)

(R) (Y)

(G) (B) (R)

(Y) (G)

Write missing letters.

K M O

U W Y

I K M

A C E

J L N

Q S U










F H J

T V X

O Q S

Teacher's Signature.....

Write the beginning sound (first letter) and read aloud.

		<input type="text" value="P"/>	<u>ip</u>
		<input type="text"/>	<u> </u>
		<input type="text"/>	<u> </u>
		<input type="text"/>	<u> </u>
		<input type="text"/>	<u> </u>
		<input type="text"/>	<u> </u>
		<input type="text"/>	<u> </u>
		<input type="text"/>	<u> </u>

What comes after :

H —

D —

U —

T —

L —

A —

D —

Q —

R —

K —

M —

X —

G —

P —

S —

V —

B —

E —

I —

C —

Teacher's Signature.....

Circle the beginning letter of the
given picture :-



a	e	o
---	---	---



n	m	t
---	---	---




p	o	r
---	---	---



s	q	l
---	---	---



c	e	s
---	---	---



u	w	k
---	---	---

Match the capital letters with

small letters :-

M

t

T

m

B

e

E

b

G

d

D

g

H

v

Q


h

V

q

Teacher's Signature.....

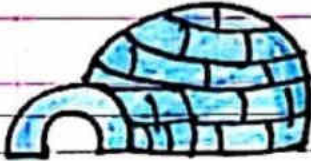

Match the letter with its picture




Ss





Aa



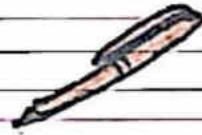
Tt



Pp




Ii



Nn



Bb




Ff



Identify the picture and encircle the correct letter :-




S T



M N



O Z




R K




C A




F B



L A






I M



F G

Teacher's Signature.....

Identify the picture and write the letter.




count the pictures
and circle the correct number

Peace!

Page No. _____

Date: / /

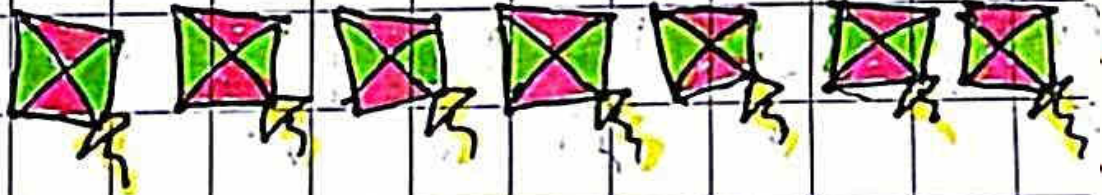
10	9
5	8



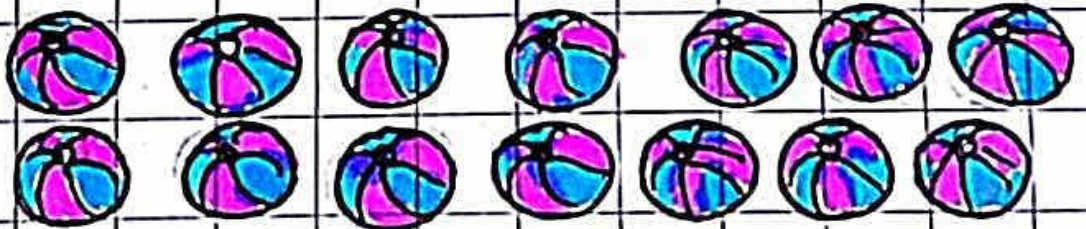
6	7
9	12



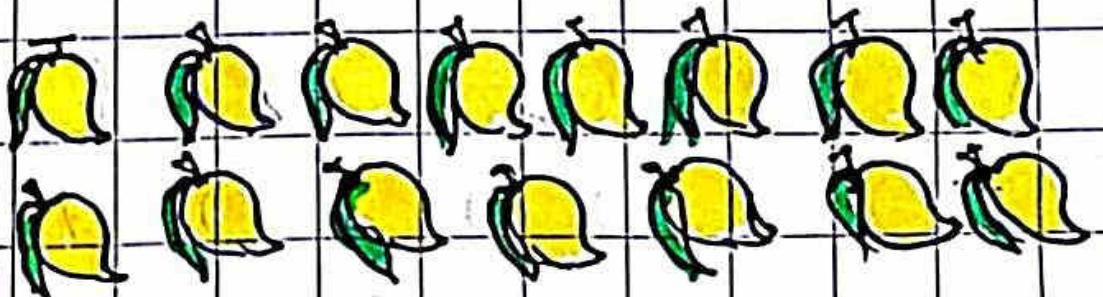
7	8
9	3



9	13
14	8



15	12
16	9



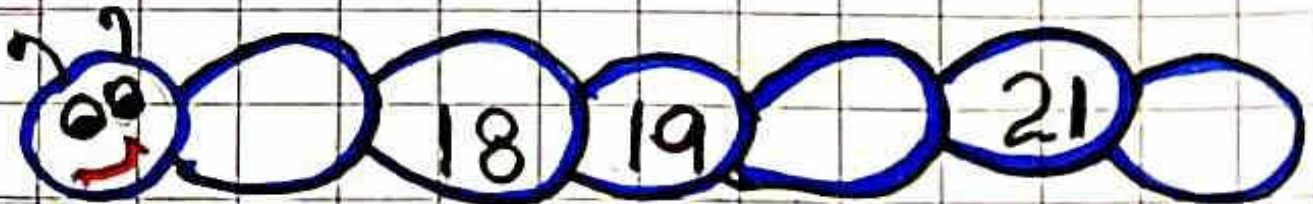
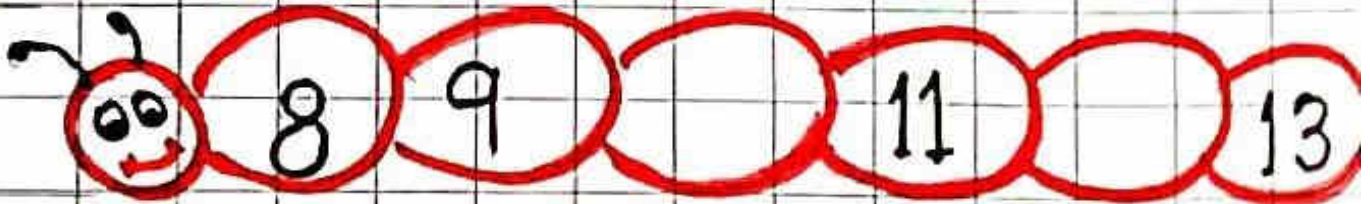
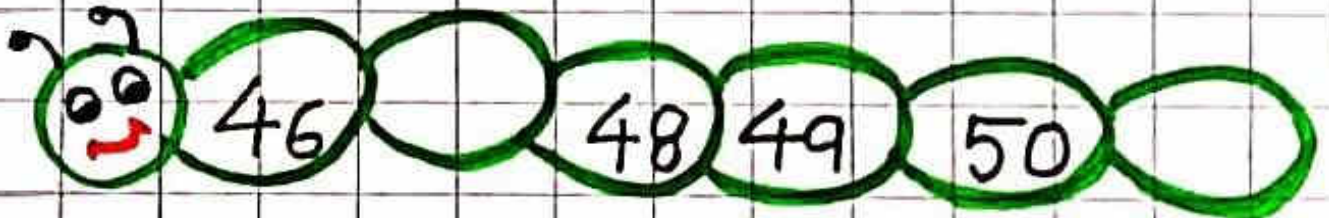

TEACHER'S SIGNATURE.....

O. P. JINDAL SCHOOL, RAIGARH (CG) 496 001, INDIA


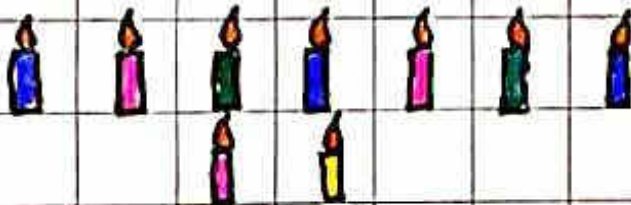


Phone: 07762-227042, 299255, JSPL ICM No. 49802, 49809; website: <https://www.opjsrgh.in>; e-mail: opjs.raigarh@jindalsteel.com

<u>Match:-</u>											
52	.								.	97	
55	.								.	92	
57	.								.	90	
60	.								.	87	
64	.								.	85	
68	.								.	82	
70	.								.	80	
73	.								.	77	
77	.								.	73	
80	.								.	70	
82	.								.	68	
85	.								.	64	
87	.								.	60	
90	.								.	57	
92	.								.	55	
97	.								.	52	

Missing Numbers




Count the objects and write the numbers:



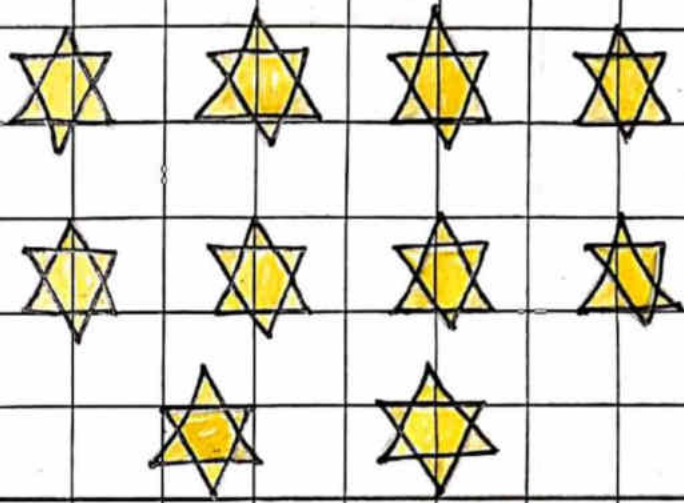
Teacher's Signature _____

Circle the correct number of objects:-

Circle '3' Balls




Circle '7' stars



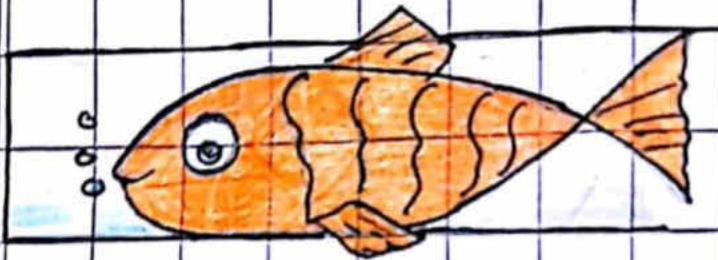
Circle '4' Notes




Circle '5' Drops




Count the objects and circle the correct number:-



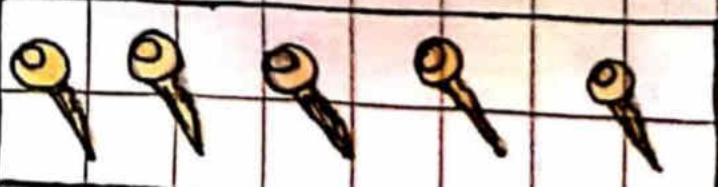
1 2 3



6 7 8



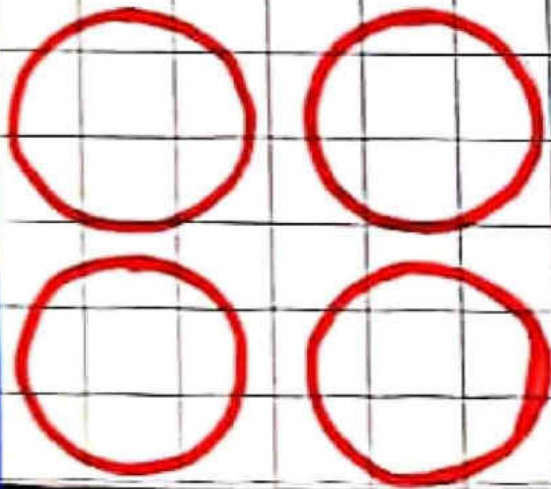
4 3 5



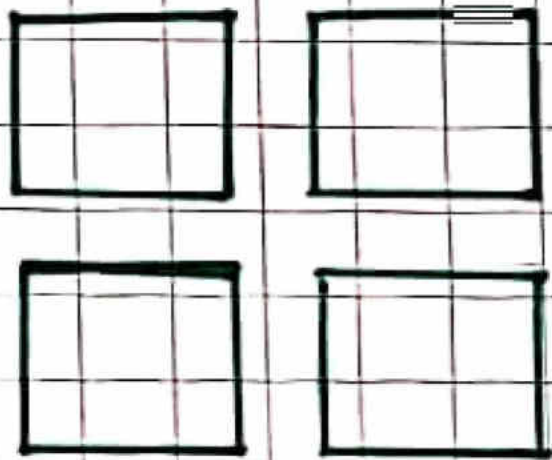
5 7 9

Colour according to number given.

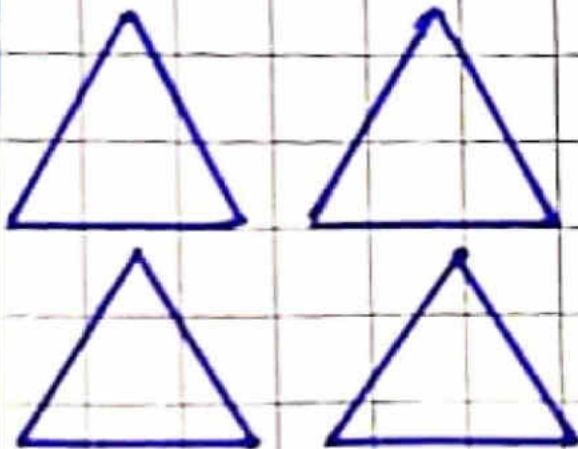
3



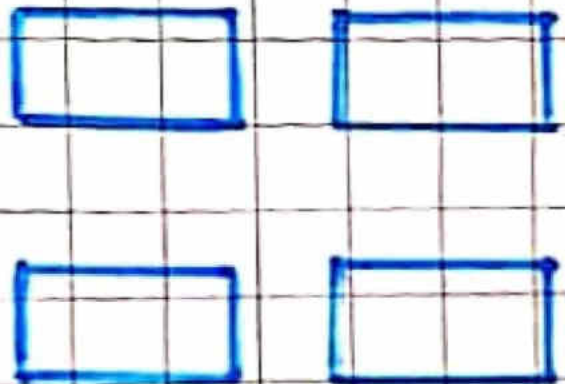
1



2

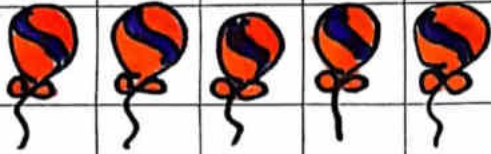


4

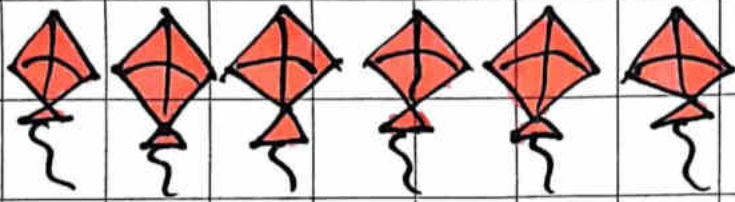


Teacher's Signature _____

Count and match




8




10



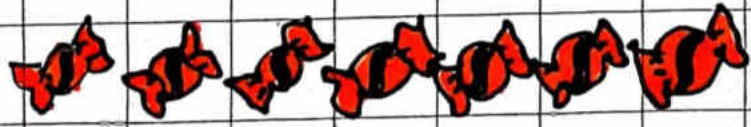
5



6



7



9


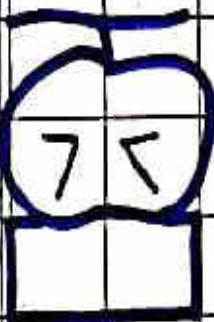
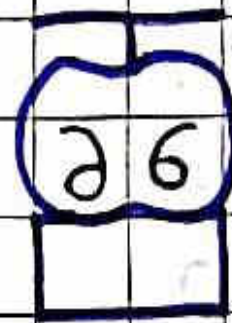
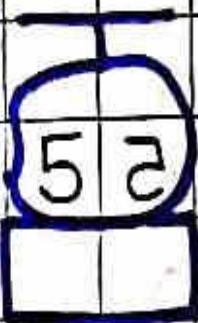
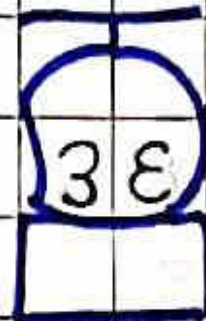

TEACHER'S SIGNATURE.....

Count 'n' Write

A grid-based counting activity. The grid contains ten watermelon slices and ten empty boxes for writing. The watermelon slices are arranged in a pattern: one at the top center, two in the second row (left and right), one in the third row (center), two in the fourth row (left and right), one in the fifth row (center), two in the sixth row (left and right), and one in the seventh row (center). Each watermelon slice is drawn with a red rind, a red flesh, and several black seeds. Below each watermelon slice is an empty rectangular box, intended for the student to write the count of the slices in that row.

Teacher's Signature _____

Identify and Tick (✓) the correct formation of numbers:-



सही क्रम में लिखिए :-

1. च ज ज ह झ

2. ख घ ग ड क

3. ठ ड ट ण ढ

4. द थ न त थ

5. फ प भ म ब

हर पंक्ति में अलग लिखे अक्षर
को पहचान कर उस पर गोलो करो:-

उदाहरण:-

क	ख	ट	ग	घ	ङ
---	---	---	---	---	---



च	छ	ज	झ	प	ज
---	---	---	---	---	---

ट	ह	ठ	ड	ढ	ण
---	---	---	---	---	---

त	थ	द	ध	न
---	---	---	---	---

प	फ	ब	भ	स	म
---	---	---	---	---	---

दो अक्षर के बीच में आने वाले अक्षर को लिखो :-



खाली स्थान भरौ :-

क — — — ङ

च छ — — ज

ट — ड — ण

त — — ध न

प — ब भ ि


य — — व —

ष — ह — र

झ


Teacher's Signature.....

चित्र पहचान कर सही अक्षर पर गोल
बनाइये :-




क म च

अ ह औ



आ ट अं


न ग प



प र ट

ख ग क

स ट



फ छ

चित्रों को उनके सही अक्षरों से मिलाओ:-



छ



श



ष



त्थ



ख



ध



ष



य

Teacher's Signature

एक जैसे वर्ण अक्षरों को मिलाओ
जोड़ी बनाओ :-

ख

ट

ट

च

क

ख

च

ग


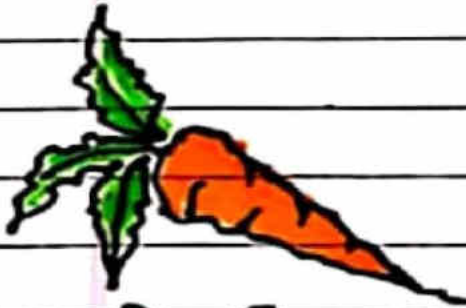


क्ष

क

ग

क्ष

जोड़ी बनाओ :-



• च

• ख

• घ


• ख

• ख

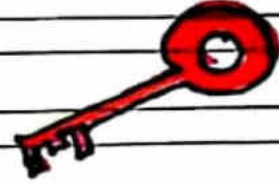
• ग

जोड़ी बनाओ :-

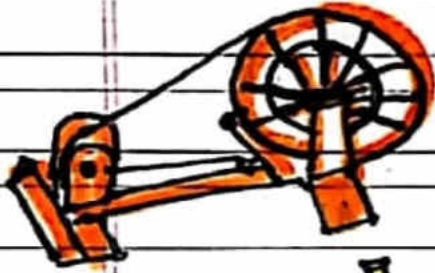

Page No. _____
Date: / /




क



च




घ



ट




ड



Teacher's Signature.....

Circle the vegetables and colour them



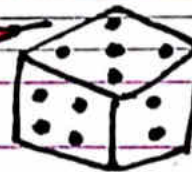






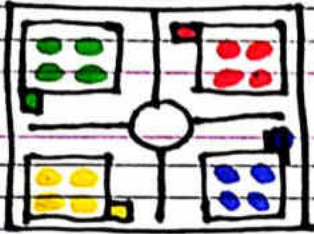
Teacher's Signature.....

Match the Tools



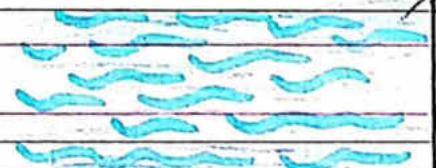


Teacher's Signature

Encircle the correct one :-




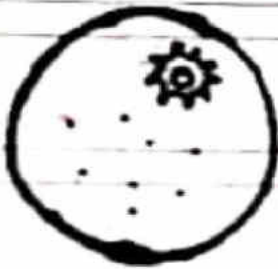

Teacher's Signature.....

Match the animals with their homes:-



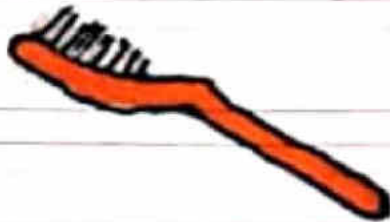



Teacher's Signature.....

Colour only fruits



Pair the Pictures



Identifying Patterns

