

Class Notes

Class: II

Topic: **Chapter-5**
PATTERNS

Subject: Mathematics

Do these Exercises in your MATHS WORKBOOK (Page no. 33 to 35)

1. Complete the following patterns:

(a)



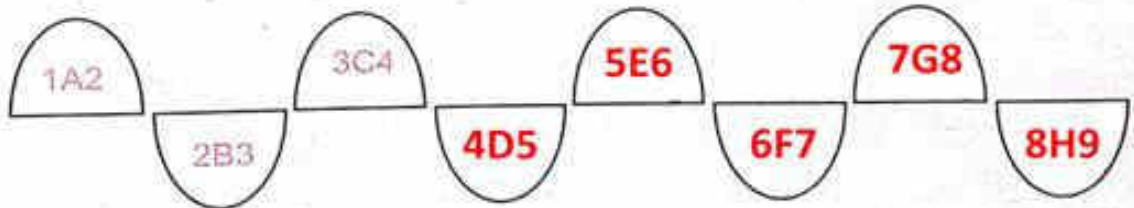
(b)



(c)



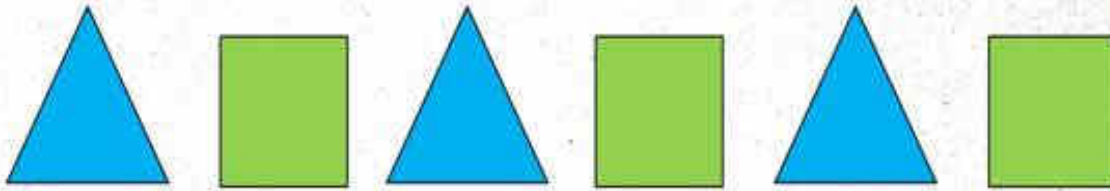
(d)



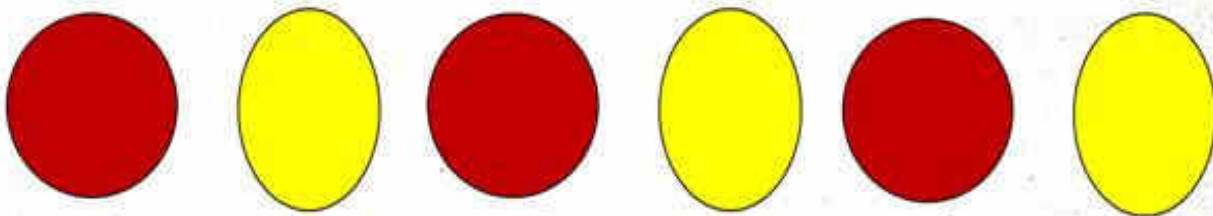
(e)



1. Make a pattern using only straight lines.



2. Make a pattern using only curved lines.



3. Take a potato. Slice it in half. Draw and cut out a design. Use colours to print and make a colourful design of your own.

Do this at your home

4. Make a colourful design using any 2 types of vegetables for printing.

Do this at your home

5. Which drawing is needed to complete the picture.

(a)



A

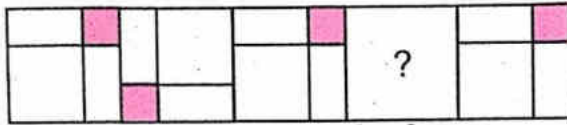
B

C

D



(b)

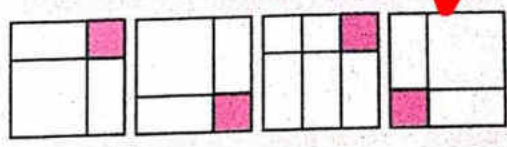


A

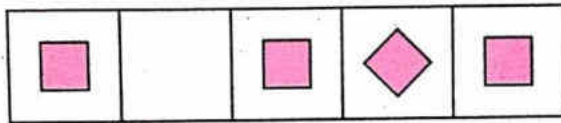
B

C

D



(c)

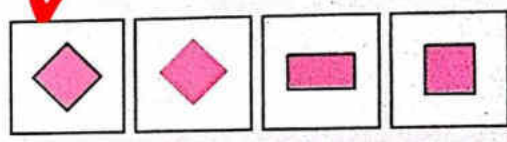


A

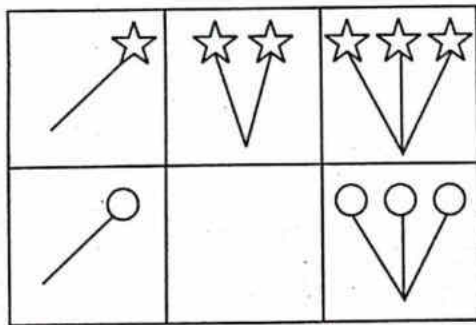
B

C

D



(d)

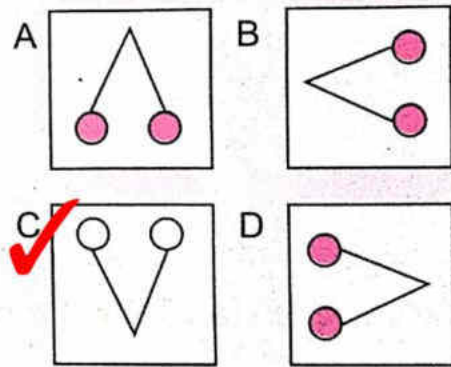


A

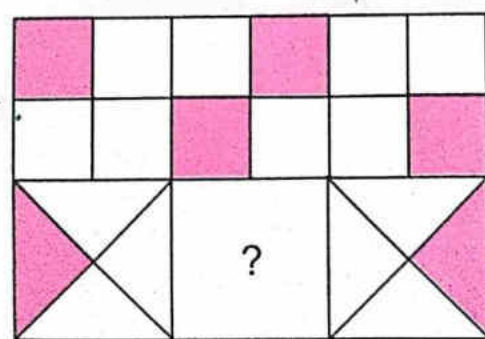
B

C

D



(e)

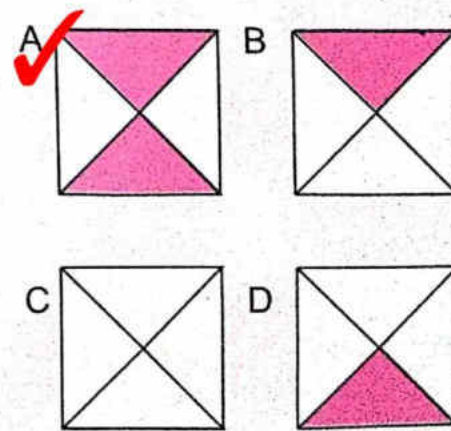


A

B

C

D



The Above Content has been Prepared Absolutely from Home