

## Class Notes

**Class: II**

**Topic: Chapter-5**

**Subject: Mathematics**

**PATTERNS**

**Note down in your MATHS NOTEBOOK (Copy)**

**PATTERNS** – When any series of objects, numbers, alphabets, pictures or designs can be arranged in repeated, growing or decreasing form. It is called **Patterns**.

### Q.1. Complete the Number patterns:-

A. 10 , 20 , 30 , 40 , 50 , 60 , 70 , 80

B. 6 , 12 , 18 , 24 , 30 , 36 , 42 , 48

C. 25 , 30 , 35 , 40 , 45 , 50 , 55 , 60

D. 80 , 77 , 74 , 71 , 68 , 65 , 62 , 59

E. 2 , 5 , 8 , 11 , 14 , 17 , 20 , 23

### Q.2. Complete the Alphabet patterns:-

1. Aa , Bb , Cc , Dd , Ee , Ff , Gg

2. AB , BC , CD , DE , EF , FG , GH






3. M, O , Q , S , U , W , Y

4. ZA , YB , XC , WD , VE , UF , TG

5. T , A , T , A , T , A , T

**\*The Above Content has been Prepared Absolutely from Home\***

**Q.3. Complete the Picture patterns:-**

- a) 
- b) 
- c) 
- d) 
- e) 

**Q.4. Complete the Alphanumeric (Alphabet and Numbers) patterns:-**

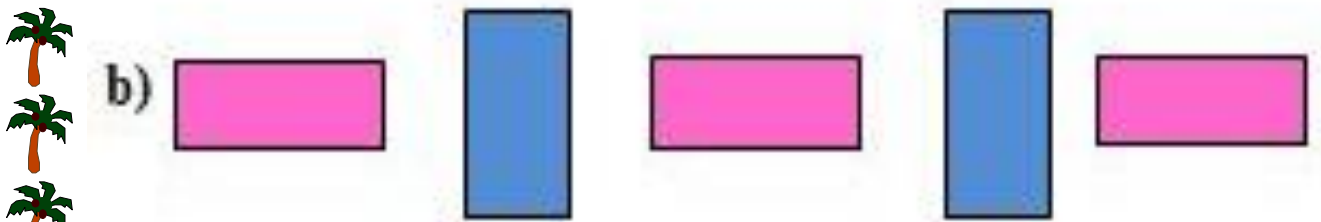

- a) A1B , B2C , C3D , D4E , E5F , F6G
- b) Z2 , Y4 , X6 , W8 , V10 , U12
- c) 1a2 , 1b2 , 1c2 , 1d2 , 1e2 , 1f2
- d) aA5 , bB10 , cC15 , dD20 , eE25 , fF30
- e) W3 , M6 , W9 , M12 , W15 , M18



**Q.5. Complete the Word patterns:-**


- a) On , Off , On , Off , On , Off
- b) Sun , Moon , Sun , Moon , Sun , Moon
- c) True , False , True , False , True , False
- d) In , Out , In , Out , In , Out
- e) Net , Ten , Net , Ten , Net , Ten
- f) Day , Night , Day , Night , Day , Night


**Q.6. Make 4 patterns using only Straight Lines:-**







**Q.7. Make 4 patterns using only curved Lines:-**

a) 


b) 


c) 


d) 



**Q.8. Using  (Leaf) make 3 different patterns:-**

a) 

b) 

c) 



**\*The Above Content has been Prepared Absolutely from Home\***

