

PT-2/HALF YEARLY EXAMINATION, 2022-23

ENVIRONMENTAL STUDIES

Time - 11:30 AM to 02:45 PM

Class - V

M.M. : 80

Date – 09.9.2022 (Friday)

Name of the student _____ Section _____

General Instructions:

1. Read each question carefully.
2. Do neat and clean work.

Q1. Read the statement carefully and write the correct option.

- i) The symptoms of Malaria are (1)
a) shivering, fever, sweating c) rashes, high fever, red eyes
b) yellow skin, loss of appetite d) loose motions, loss of weight
- ii) Vitamins help us (1)
a) to grow c) to fight against diseases
b) to do our work by providing energy d) to repair our body parts
- iii) Air enters the lungs through the (1)
a) heart b) brain c) liver d) bronchi
- iv) Muscles are attached to bones by (1)
a) spinal cord b) hairs (c) tendons d) vertebrae
- v) When there are very few of a particular kind of animals in the world, they are (1)
called -
a) extinct b) endangered c) expensive d) exclusive
- vi) The lack of _____ causes _____. (2)
a) Iodine, Goitre b) Vitamin A, Cholera
(c) Iron, Scurvy (d) Vitamin C, Dysentery
- vii) The main function of leaves in a plant is to (2)
a) help in breathing and making food
b) make seed and supply water
c) give shade and keep plant cool
d) make plant look beautiful and provide oxygen

- viii) The abiotic component of the environment is made up of (2)
 a) Earthworm, flies b) Water, Air c) Flies, water d) Earthworm, Soil
- ix) Flies like to breed in _____places. (2)
 a) bright and beautiful b) dry and dark
 c) dark and musical d) rotting garbage and dirty
- x) The insects which stings are (2)
 a) Hornet, butterfly b) Honey bee, wasp
 c) Flies, mosquitoes d) Ant, Beetle

Q2. Read the statements carefully and write 'T' for TRUE and 'F' for FALSE against each of them. (1x5= 5)

- i) Fats help to repair the body. _____
 ii) Mucus produced by the nose helps to filter dust. _____
 iii) The primary health sub-center has two health workers. _____
 iv) All the ribs are attached to the spine and the breastbone. _____
 v) Decomposers return oxygen to the air. _____

Q3. Fill in the blanks 1x5= 5

- (i) An animal that does not exist anymore in the world is called ____ animal.
 (ii) The small intestine helps to _____ food.
 (iii) Deficiency of vitamin D in our body may cause _____ disease.
 (iv) _____ are chemicals that kill insects and their babies.
 (v) Bushy plants with woody stem are called _____.

Q4. Match the column 1x5= 5

- | | |
|--|-------------|
| (i) The substance that gives leaves their colour | Ureters |
| (ii) Spinal cord is a thick bunch of | Protein |
| (iii) Urine leaves the kidney through | Chlorophyll |
| (iv) Pulses have a lots of | Laboratory |
| (v) The blood, sputum and urine of a patient are tested in a | Nerves |

Q5. Write short notes on the following topics. 2x3=6

- (i) The human skeletal system
 (ii) Mobile Health Van

Q6. Differentiate between ANY ONE of the following. 1x4=4

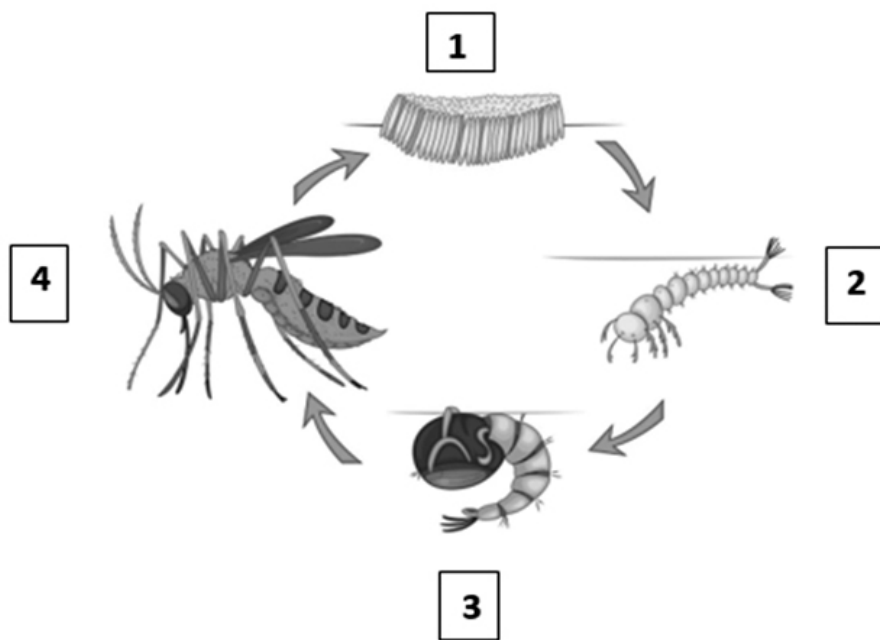
(give minimum 2 points)

- (i) Communicable and Non-communicable diseases
- (ii) Tap root and fibrous root

Q7. Answer the following questions in short (ANY 4) 4x3=12

- (i) What does treatment mean?
- (ii) What do nutrients mean? Give one example.
- (iii) Name any three organs of the circulatory system.
- (iv) What are microorganisms?
- (v) What are creepers? Give two examples.
- (vi) What is a joint? Which bone of the skull can move?

Q8. Observe the picture given below and answer the questions. 1x4= 4



- (i) This picture shows the Life Cycle of _____.
- (ii) Name any one disease caused by the insect shown in the picture.
- (iii) Name the four stages of this life cycle in sequence: -

- 1. _____
- 2. _____
- 3. _____
- 4. _____

Q9. Answer the following questions in a few lines (ANY 3)

3x5= 15

- (i) How do the leaves 'cook' food for a plant?
- (ii) How do decomposers help to maintain the environmental balance?
- (iii) What does diet mean? What is a balanced diet?
- (iv) What are blood types called? Why is it important to know a patient's blood group?
- (v) How do flies spread diseases? Name any two diseases spread by flies.

Q10. Draw neat and well-labeled diagrams of the following: -

(i) Human Respiratory System

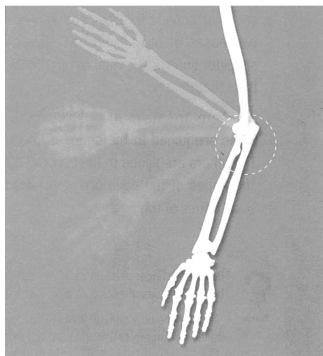
1x3= 3

(ii) Parts of a seed

1x2= 2

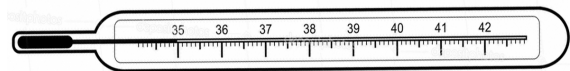
Q11. Identify the given pictures and write their names.

1x4=4



(i) _____

(Clue: A type of joint which moves only front and back)



(ii) _____

(Clue: An instrument used to measure body temperature)



(iii) _____

(Clue: A medical instrument used for hearing heartbeat)



(iv) _____

(Clue: A special room in hospital kept germfree for surgeries)

