

# AFL WORKSHEET FOR GK

## Class – I

1. Which flower is the national flower of India? **Lotus**
2. Which animal has the longest neck? **Giraffe**
3. Name 5 things which we get from trees. **Wood, gum, medicine, paper, oil, fruits and flowers.**
4. Name 2 juicy fruits. **Mango and orange.**
5. The tadpole is the baby of \_\_\_\_\_ **Hen, frog**
6. The baby of a hen is called \_\_\_\_\_ **Chick, cub**
7. Which vegetable is good for eyesight? **Carrot**
8. Which vegetable has medicinal properties? **Ginger**
9. Which part of tree releases large amount of water? **Leaves**
10. Name 2 flowers which are red in colour. **Rose and Hibiscus**
11. Why do we eat fruits? **To stay healthy and fit.**
12. Name two things which are made from fruits. **Pickles and sauces.**
13. What do vegetables provide us? **Essential vitamins and minerals.**
14. Name 2 leafy vegetables. **Spinach and lettuce.**
15. Which nuts look like human organs? **Cashewnuts and walnuts.**
16. What does walnut look like? **A human brain.**
17. Who helps to create balance in nature? **Animals.**
18. Name the national animal of India. **Tiger**

19. Which is the largest animal?

**Blue whale.**

20. How will you tell lion's age?



**By the colour of its nose which changes from pink to black as they get older.**

# CLASS NOTES

Class: Nursery

Topic: Match the ice-creams with its shadow.

Subject: Appreciation to Knowledge

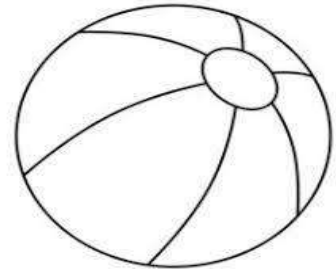
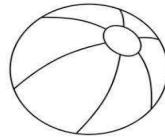
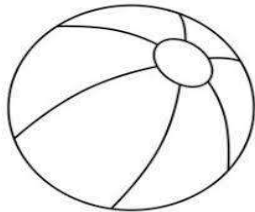
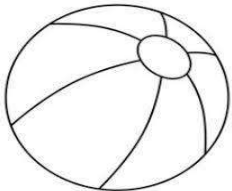






# CLASS NOTES

Class: Nursery

Topic: Colour the largest picture in each row

Subject: Appreciation to Knowledge



# CLASS NOTES

Class: Nursery

Topic: Help the girl to find her doll

Subject: Appreciation to Knowledge








# CLASS NOTES

Class: Nursery

Topic: Draw a line to match colour

Subject: Appreciation to Knowledge

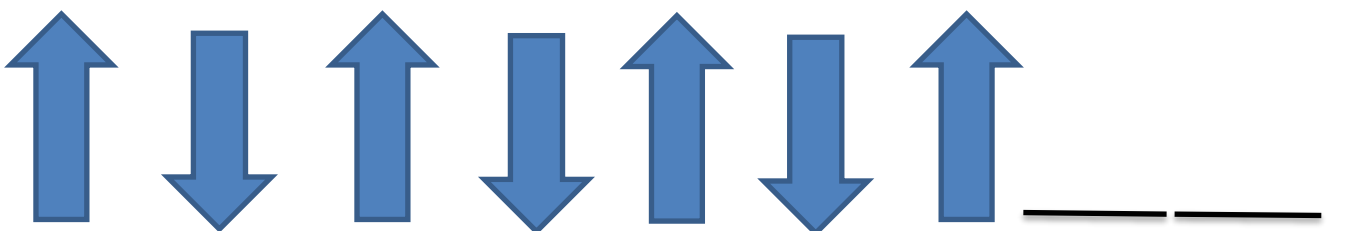




# CLASS NOTES

Class: Nursery

Topic: Complete the pattern

Subject: Appreciation to Knowledge

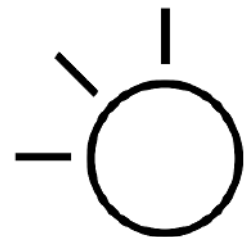








# CLASS NOTES

Class: Nursery

Topic: Spot the differences

Subject: Appreciation to Knowledge



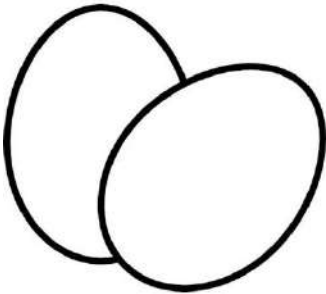



# CLASS NOTES

Class:

Topic: Circle the objects that are two in number

Subject: Appreciation to Knowledge








# CLASS NOTES

Class: Nursery

Topic: What comes next ?

Subject: Appreciation to Knowledge






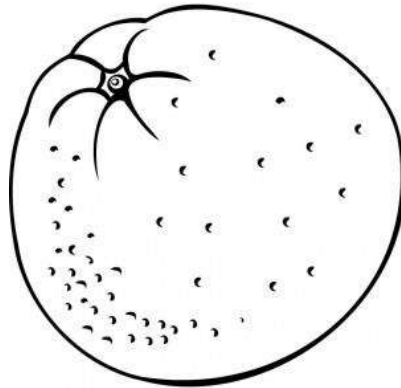
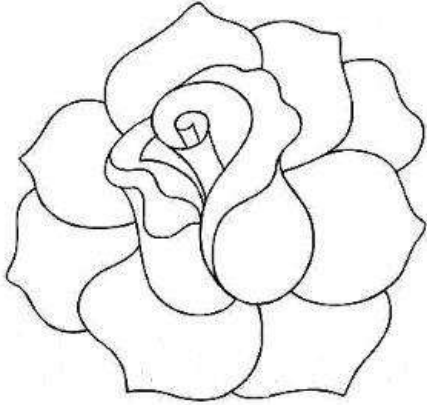


# CLASS NOTES

Class: Nursery

Subject: Appreciation of Knowledge

Topic: Help Jiya to pick the crayons and fill the objects with its suitable colour

???

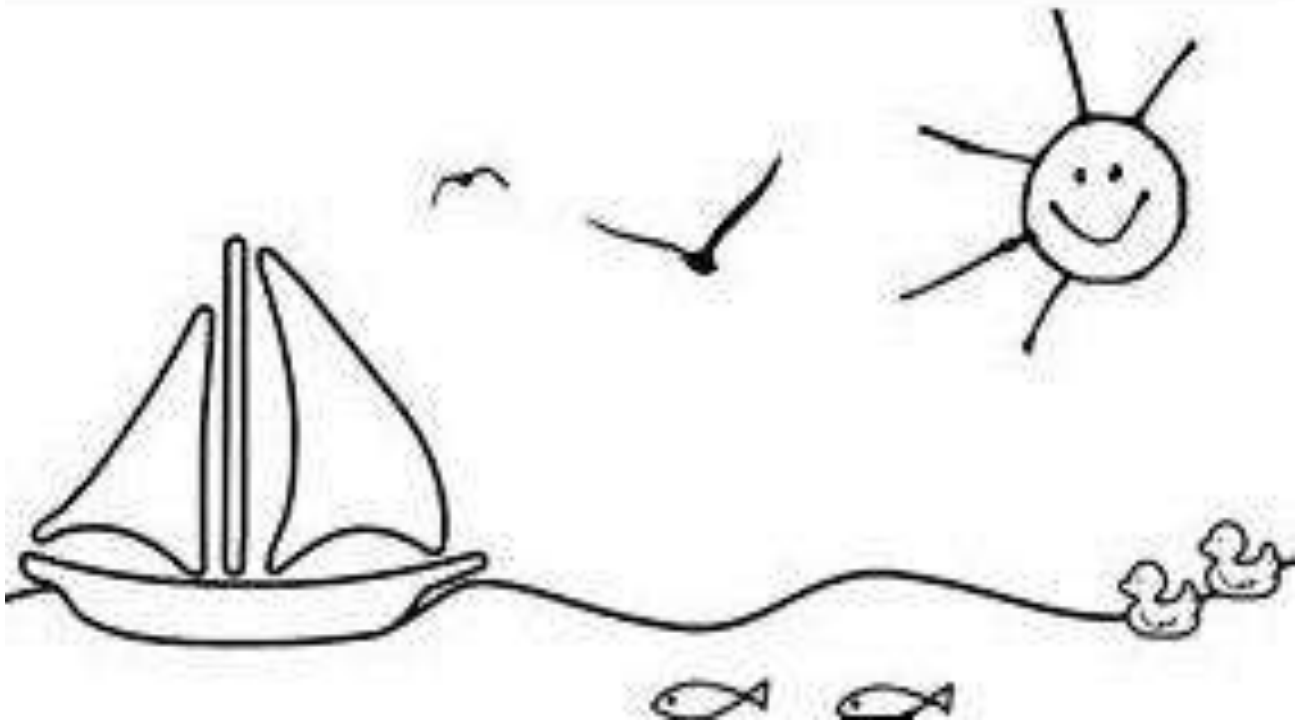
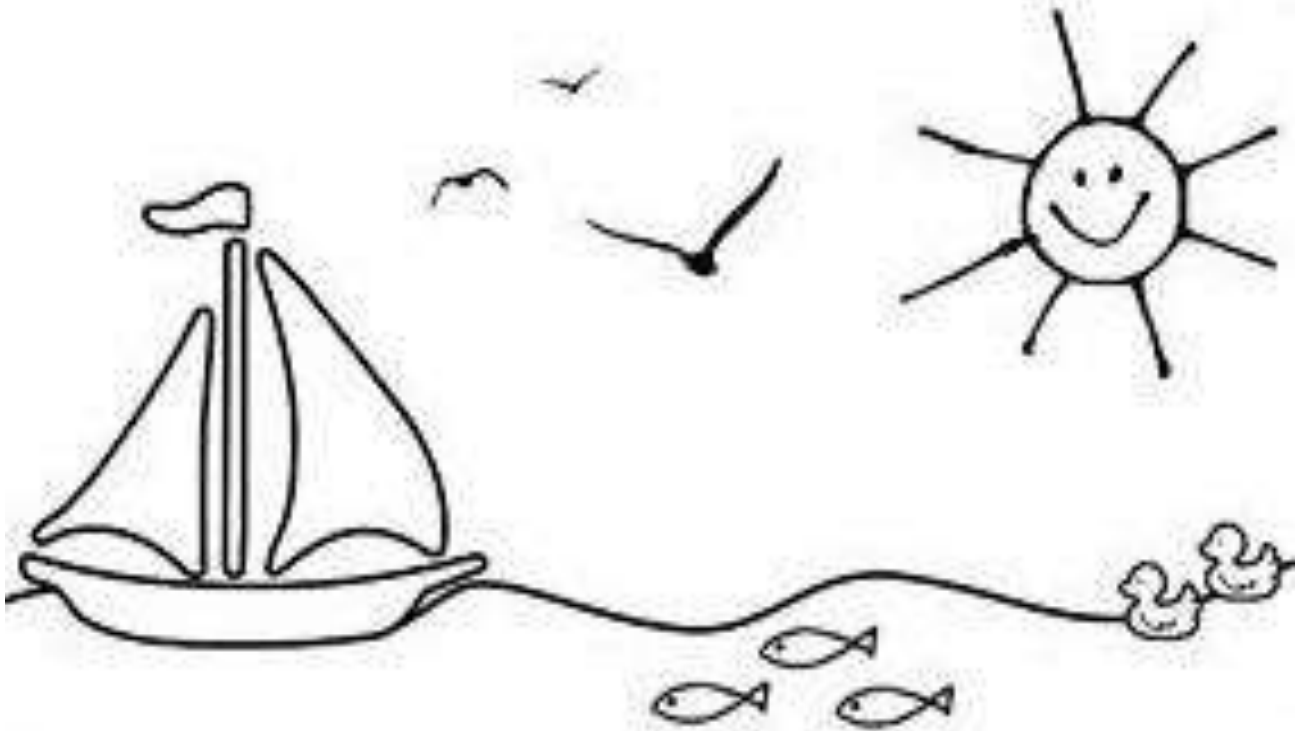


# CLASS NOTES

Class:

Topic: Spot the differences

Subject: Appreciation to Knowledge







# CLASS NOTES

Class: Nursery

Topic: Colour the bigger one

Subject: Appreciation to Knowledge

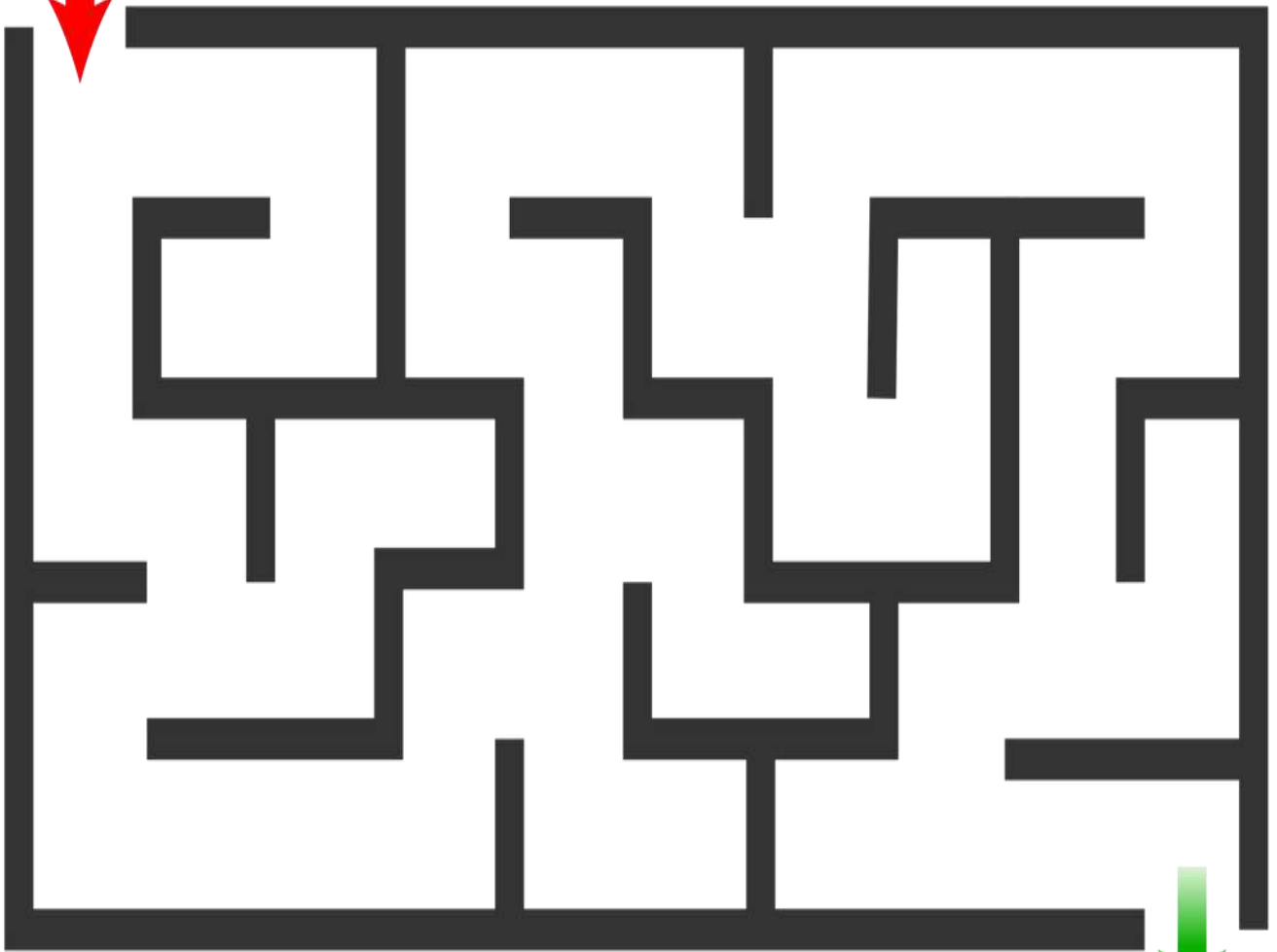



# CLASS NOTES

Class:

Topic: Help the cat to find the bowl full of milk

Subject: Appreciation to Knowledge


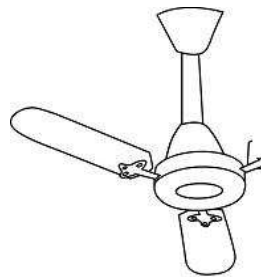
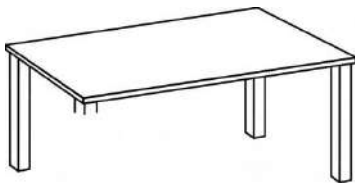
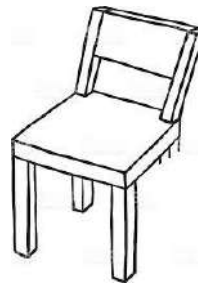



# CLASS NOTES

Class: Nursery

Topic: Complete the picture

Subject: Appreciation to Knowledge





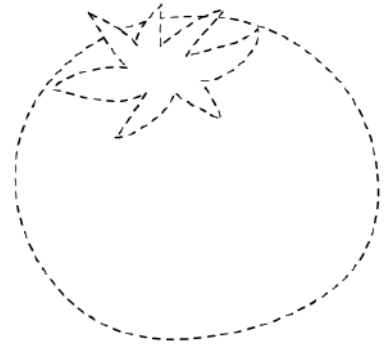

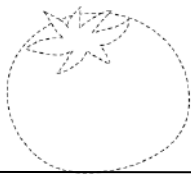


# CLASS NOTES

Class:

Topic: Trace the biggest tomato and colour it

Subject: Appreciation to Knowledge




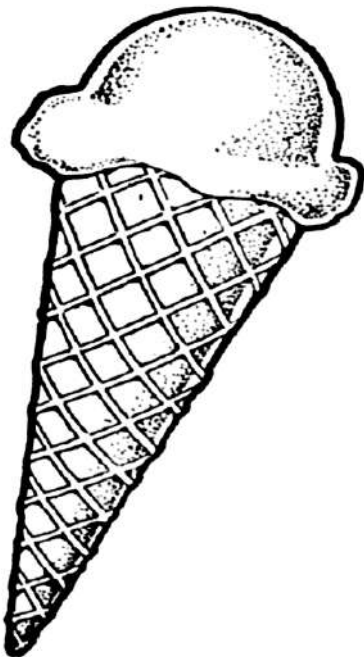




**CLASS NOTES**

**Class: Nursery**

**Topic: Colour all healthy food**

**Subject: Appreciation to Knowledge**






**CLASS NOTES**

**Class: Nursery**

**Topic: Match the opposites**

**Subject: Appreciation to Knowledge**

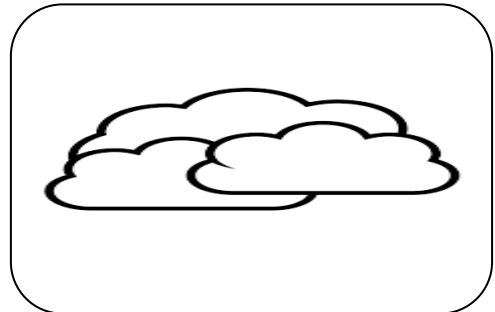
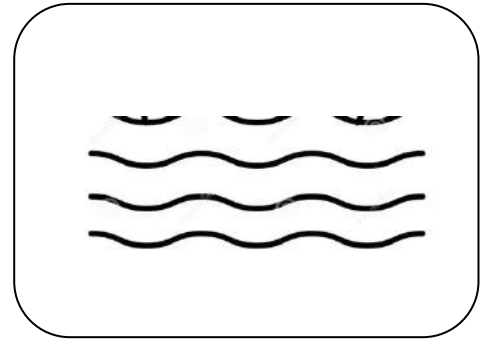
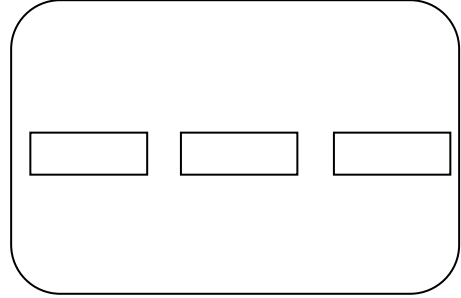

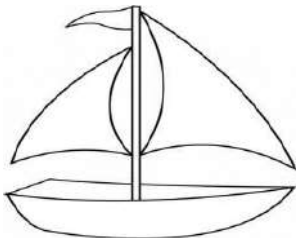
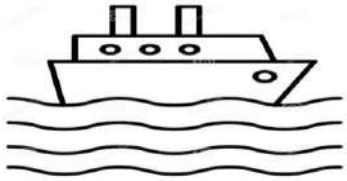
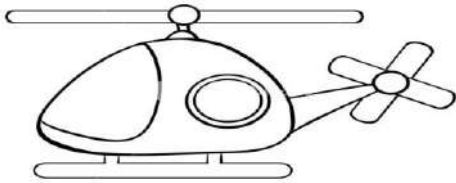



# CLASS NOTES

Class: Nursery

Subject: Appreciation to Knowledge

Topic: Match the Vehicle to the place it travels: -



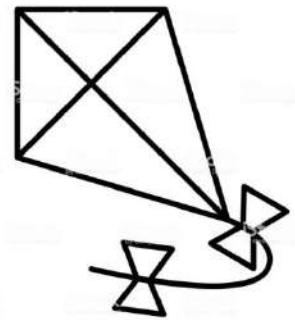
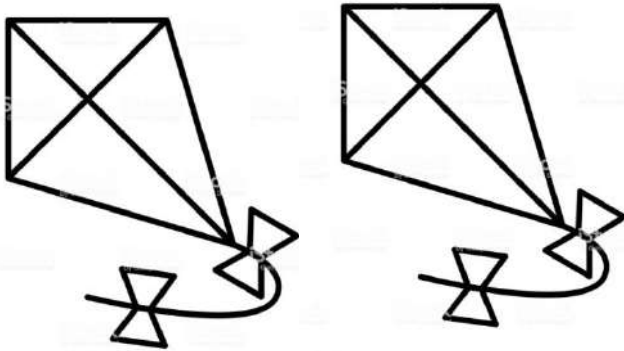
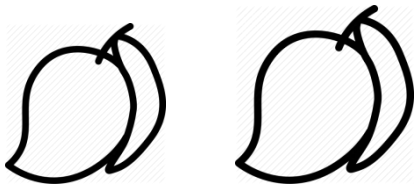



# CLASS NOTES

Class: Nursery

Topic: Colour the group that has more object

Subject: Appreciation to Knowledge







# CLASS NOTES

Class: Nursery

Topic: Match the animals with their homes

Subject: Appreciation to Knowledge


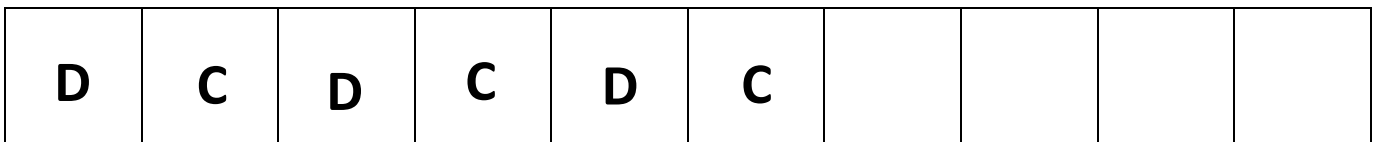
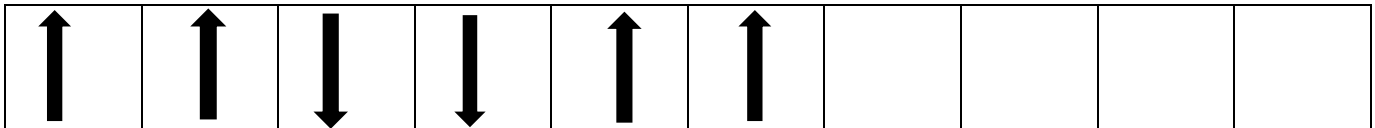
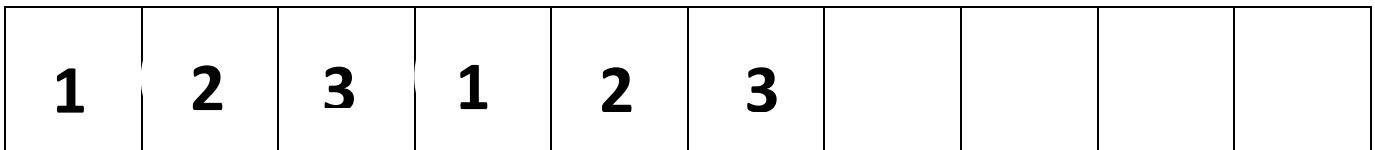



# CLASS NOTES

Class: Nursery

Topic: Continue the Pattern

Subject: Appreciation to Knowledge







# CLASS NOTES

Class:

Topic: Match the following with the other half

Subject: Appreciation to Knowledge



## CLASS NOTES

Class:

Topic: Colour the dots in frog of your own choice

Subject: Appreciation to Knowledge

# Frog Dot Painting

