








## WORKSHEET CLASS – I SUBJECT – ACTIVITY

Name of the Student:-

Date:-

	<p>How many colours are there in a Rainbow? Write the names of each of the colours.</p>	
	<p>How many arms does an octopus have? Where do you find an Octopus?</p>	
 <small>© Can Stock Photo - csp27846746</small>	<p>How much in one dozen? What are the things that we buy in dozen?</p>	
	<p>How many days are there in the month of March? Count the number of Sundays that fall during the month of March from the calendar.</p>	
<p>ABCDEFGHIJKLMNO PQRSTUVWXYZ</p>	<p>How many letters are there from A-Z ? Count the fourth and sixth letter from the right and write.</p>	
 <small>www.shutterstock.com - 452382863</small>	<p>How many legs does an insect have? Write the name of an insect in the given figure.</p>	
 <small>imgarcy @ iStock.com</small>	<p>How many numbers are there in the clock? At what time, you get up early in the morning?</p>	
	<p>How many dots are there altogether in a dice? Write the names of indoor games that you play with dice.</p>	

# O. P. JINDAL SCHOOL, RAIGARH (CG) 496 001

Phone: 07762-227042, 227293, 227001 (Extn. 49801, 49802, 49804, 49806); Fax: 07762-262613; website: www.opjsrgh.in; e-mail:opjsraigarh@jspl.com

## WORKSHEET CLASS – I SUBJECT – ACTIVITY

Name of the Student:-

Date:-

Find out and circle the name of natural and man made things from the puzzle.

G	L	A	S	S	V	C	D	F	T
F	A	G	Y	R	T	Y	U	P	Y
F	K	H	U	R	G	R	I	O	U
C	E	L	E	P	H	A	N	T	J
S	Z	W	E	E	B	I	K	A	R
D	X	J	K	L	N	N	K	A	L
F	X	S	D	C	F	G	H	I	J
G	M	O	U	N	T	A	I	N	C
H	O	M	M	N	M	M	G	B	V
J	N	D	H	C	V	W	L	Z	X
K	K	F	A	V	X	E	O	S	X
I	E	G	S	B	C	B	O	X	K
O	Y	A	T	C	H	Q	R	M	P
P	U	G	Z	X	E	W	T	O	U
R	Y	P	L	A	N	T	Q	Z	Y

PLANT
MOUNTAIN
HEN
LAKE
ELEPHANT
MONKEY
TRAIN
IGLOO
YATCH
BOX
RAIN

**WORKSHEET**

**CLASS – I**



**SUBJECT – ENGLISH**

Name of the Student:- .....

Date:- .....

**Common and Proper Nouns**

→ Color the clover green if it is a common noun. Color the clover yellow if it is a proper noun.



**Q. 2. Underline the common names.**

1. I saw a monkey.
2. Give me one pencil.
3. There is a park near my house.
4. An elephant is the biggest animal.
5. This tree is tall.
6. We like mangoes.
7. He can ride my bike.
8. Look at the mirror.
9. The bag is heavy.
10. I learn and play at school.

- **Days of the week and months of a year are special names.**

**Q. 3. Circle the special names.**

1. Neha will go to school on Monday.
2. Rahul lives in Nepal.
3. We are going to the National zoo.
4. Superman helps people.
5. My father gifted me a Parker pen.
6. Mowgli and Bagheera are my favourite characters.
7. He lives in New York.
8. My father brought me a perfume from Raipur.
9. Mouli and Roli went for shopping.
10. They are going to Assam next month.

## English Worksheet

**Class: I**

**Sec: .....**

**Name: .....**

**Date: .....**

reading	Play	drink	finish	drive	help	win	collect	fly	swim
working	dancing	planting	washing	making	running	eat	going	teaching	sitting

**Q.1. Fill in the blanks with the correct doing words from the box.**

1. Birds can -----.
2. Bees ----- honey.
3. Fish can -----.
4. We can ----- each other.
5. Rajesh is ----- to school.
6. Father is ----- newspaper.
7. ----- your milk.
8. Ram is ----- on a chair.
9. Mother is ----- a cup of tea.
10. Father is ----- on computer.
11. Rita is ----- on the stage.
12. The teacher is ----- on the blackboard.

13. Ali is ----- to catch the bus.

14. You can ----- this game.

15. I want to ----- the car.

16. Mohan is ----- a rose bush in the garden.

17. We are going out to the play ground to -----.

18. We should -----our hands before having our meal.

19. I always ----- my homework.

20. We ----- with a spoon.

\*\*\*\*\*

**English Worksheet**

**Class: I**

**Sec: .....**

**Name: .....**

**Date: .....**

**Q.1 Fill in the blanks with the opposites for the underlined words.**

1. The room is very dirty, let us ----- it.
2. Ram was late to school yesterday, but he has come ----- today.
3. An elephant is big but a mouse is-----.
4. We work during the day but we sleep at -----.
5. Some of these sums are difficult but some are-----.
6. The pot is full but the glass is -----.
7. Shoes have thick soles but sleepers have ----- soles.
8. Good deeds make me happy but ----- deeds make me -----.
9. The ceiling of our classroom is high but that of my room is -----.
10. Those who are strong should always help those who are -----.

**Q.2 Write the opposites.**

- |                     |                   |
|---------------------|-------------------|
| 1. black x -----    | 10. yes x -----   |
| 2. broad x -----    | 11. near x -----  |
| 3. day x -----      | 12. right x ----- |
| 4. question x ----- | 13. float x ----- |
| 5. rich x -----     | 14. come x -----  |
| 6. buy x -----      | 15. blunt x ----- |
| 7. laugh x -----    | 16. push x -----  |
| 8. fast x -----     | 17. soft x -----  |
| 9. tall x -----     | 18. true x -----  |

**Q.3 Rewrite the following sentences using he, she, they or it :**

1. Bobby ate a sandwich because **Bobby** was hungry.
-

2. Rita has a pet dog and **Rita** also has a pet rabbit.

-----

3. Mother scolded Varun because **Varun** had been very naughty.

-----

4. Seema was in hurry as **Seema** has to catch a train.

-----

5. Father went to sleep as **father** was very tired.

-----

6. Jim and Harry said that **Jim and Harry** would go to the market.

-----

7. Rimi and Ritu want to swim and so **Rimi and Ritu** are going to the pool.

-----

8. I gave Prakash a book and **Prakash** lost it.

-----

9. This is my study table. **My study table** is very big.

-----

10. Brownie is my pet cat. **Brownie** is very cute.

-----

\*\*\*\*\*



# O. P. JINDAL SCHOOL, RAIGARH (CG) 496 001

Phone: 07762-227042, 227293, 227001 (Extn. 49801, 49802, 49804, 49806); Fax: 07762-262613; website: www.opjsrgh.in; e-mail:opjsraigarh@jspl.com

## ENGLISH GRAMMAR REVISION EXERCISE

Class: I

Sec: .....

Name: .....

Date: .....

### Q.1. Read the words and put them in correct columns:

mother, tailor, Reena, king, sister, father, sir, man, queen, uncle, aunt, June, Zara, Bobby and Rita, Nisha and Varun, father and mother, Meena and Sita, brother and sister, girl, boy

HE	SHE	THEY

### Q.2. Re-write the sentences using He, She or They in place of underlined words:

a) Bobby ate the sandwich because Bobby was hungry.

.....  
.....

b) Rita has a doll and Rita also has a pet rabbit.

.....  
.....

c) Bobby and Rita go to school together because Bobby and Rita are neighbours.

.....  
.....

d) Mother went to a doctor as mother was very ill.

.....

.....  
e) Zara was happy because Zara got new dress.

.....  
.....  
f) Nisha and Varun were very sad because Nisha and Varun lost their new toy.

.....  
.....  
g) I gave Prakash a book Prakash liked it.

.....  
.....  
h) My Aunt is crying because Aunt has hurt herself.

\*\*\*\*\*

# O. P. JINDAL SCHOOL, RAIGARH (CG) 496 001

Phone: 07762-227042, 227293, 227001 (Extn. 49801, 49802, 49804, 49806); Fax: 07762-262613; website: www.opjsrgh.in; e-mail:opjsraigarh@jspl.com

SUBJECT – HINDI

CLASS – I

Name of the Student:- ..... Sec:- .....

Date:- 12.07.2017

प्रश्न 1. कविता की पंक्तियाँ पूरी करो।

छह साल की .....

भरकर लाई .....

..... में आम है

नहीं बताती ..... है

प्रश्न 2. प्रश्नोत्तर

(क) झूला किसने लगाया ?

.....

(ख) लड़का किससे आम तोड़ रहा है?

.....

(ग) टोकरी में क्या है?

.....

(घ) पत्ते किस रंग के होते हैं?

.....

प्रश्न 4. चार प्रकार के पत्तों के चित्र बनाओ एवं उनमें रंग भरो।

प्रश्न 5. दिए गए रंगों की तीन-तीन चीजें लिखो।

लाल

.....  
.....  
.....

हरा

.....  
.....  
.....

प्रश्न 6. दिए गए वर्णों को जोड़कर शब्द बनाओ।

(क) गो. ला .....

(ख) क. त. री. ला .....

(ग) गु. ले. ल .....

(घ) चि. डि. या .....

प्रश्न 7. चीजों को गिनो और गिनती लिखो।

(क) ○ ○ ○ ○

(ख) ♥ ♥ ♥ ♥ ♥

(ग) △ △ △ △ △ △ △ △

(घ) ☆ ☆ ☆

प्रश्न 8. इनमें से किन-किन चीजों पर आप झूल सकते हो? सही एवं गलत का निषान लगाओ।



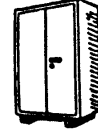
टायर



डाली



झाड़ू



आलमारी

प्रश्न 9. इन झूलों को तुमने कहाँ-कहाँ देखा है?

(क)



घर का आँगन

मेले में

(ख)



स्कूल में

मेले में

\*\*\*\*\*

**SUBJECT – MATHS**  
**CLASS – I**

Name of the Student:- .....

Date:- .....

Q.1. Colour the flower farther from the butterfly orange.



Q.2. Trace the shapes and write the name of the shapes.



Q.3. Make groups of :-

3 trees



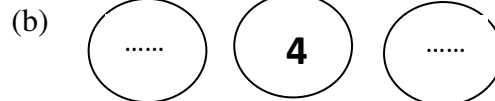
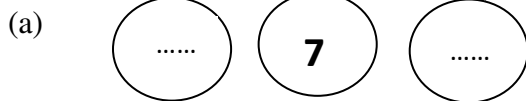
7 pencils



9 balls



Q.4. What comes just before and just after.



Q.5. Write the number names.

(a) 37 .....

(b) 23 .....

(c) 19 .....

(d) 40 .....

(e) 12 .....

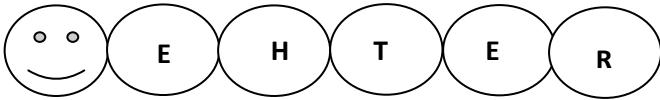
(f) 14 .....

Q.6. Which number am I ?

(a) I am two less than 5. ....

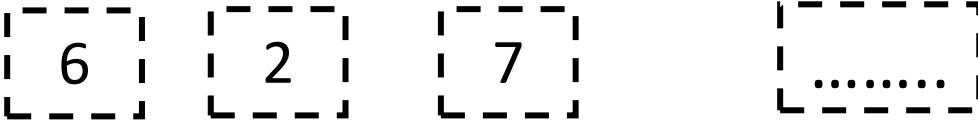
(b) I am the first number people use in counting .....

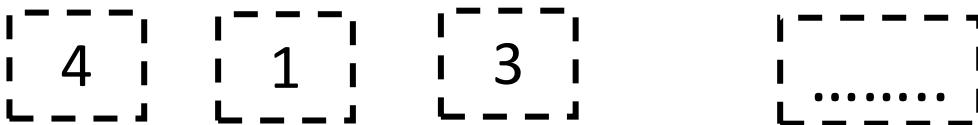
Q.7. Rearrange the letters to get number names.

(a)  .....


(b)  .....

Q.8. Pick and write the biggest number.

(a) 

(b) 

Q.9. Skill test.



$2 \times 6 =$

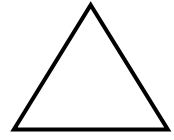



$4 \times 5 =$

$3 \times 7 =$

$4 \times 2 =$

$3 \times 9 =$

Q.10. Use different shapes and draw the following objects.



(a) A cat

(b) A sun

(c) A kite

## MATHS WORKSHEET

Class:-1

Name:- .....



Date:- .....

Sec:- .....

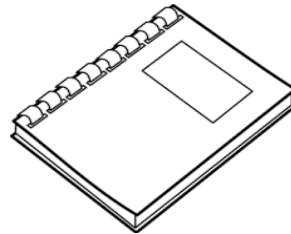
Q.1 Colour the bigger object.



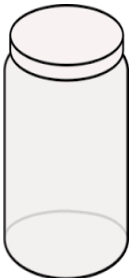
Q.2 Colour the smaller object.



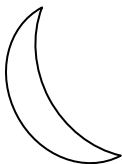
Q.3 Colour the heavier object.




Q.4 Colour the thicker object.



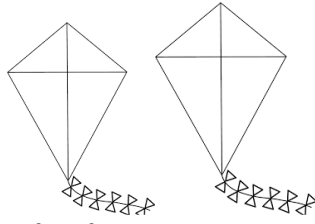

Q.6 Colour the nearer object from the moon.



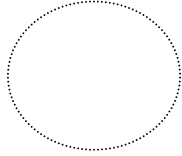
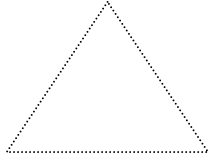
Q.5 Colour the inside object.



**Q.7 Colour the farther object from the tree.**



**Q. 8 Trace, name and colour the shapes.**



.....

.....

.....

.....

**Q. 9 Is your teacher taller than you? Yes / No**

**Q. 10 complete the pattern.**


\*\*\*\*



# O. P. JINDAL SCHOOL, RAIGARH (CG) 496 001, INDIA

Phone: 07762-227042, 227293, (Extn. 227001 - 49801, 02, 04, 06, 09); Fax: 07762-262613; website: www.opjsrgh.in; e-mail: opjsraigarh@jspl.com

## Maths Worksheet

Class: I

Sec: .....

Name: .....

Date: .....

### Q.1 Add.

4+4=	.....	8+2=	.....	6+0=	.....
2+7=	.....	9+0=	.....	3+4=	.....
5+3=	.....	5+4=	.....	3+2=	.....
7+3=	.....	6+3=	.....	4+2=	.....
1+6=	.....	4+6=	.....	9+1=	.....

### Q.2 Arrange the numbers in increasing order.

a) 10, 5, 13, 18, 12, 1, 6	.....
b) 7, 11, 4, 13, 12, 19, 21	.....

### Q.3. Write > , < or =

a) 15	11	d) 15	10	g) 12	12	k) 16	18
b) 14	17	e) 20	13	h) 19	20	l) 16	20
c) 14	12	f) 15	12	j) 18	18	m) 10	15

### Q.4 Write the number names.

a) 12- .....	g) 28-.....
b) 15-.....	h) 11-.....
c) 20-.....	j) 30-.....

<b>d)</b> 38-.....		<b>k)</b> 40-.....
<b>e)</b> 65-.....		<b>l)</b> 54-.....
<b>f)</b> 2-.....		<b>m)</b> 14-.....

**Q.4. Arrange the numbers in decreasing order.**

<b>a)</b> 38, 49, 61, 74, 59					
<b>b)</b> 38, 72, 94, 0, 81					
<b>c)</b> 55, 19, 68, 31, 26					
<b>d)</b> 71, 69, 93, 59, 86					
<b>e)</b> 9, 7, 93, 88, 72, 88					

\*\*\*\*\*

# O. P. JINDAL SCHOOL, RAIGARH (CG) 496 001

Phone: 07762-227042, 227293, 227001 (Extn. 49801, 49802, 49804, 49806); Fax: 07762-262613; website: www.opjsrgh.in; e-mail:opjsraigarh@jspl.com

## MATHS WORKSHEET

Class:-1

Name:- .....

Sec:- .....

Date:- .....

### Q.1. Write the number names.

- (a) 26- .....
- (b) 18- .....
- (c) 11- .....
- (d) 32- .....
- (e) 56- .....
- (f) 19- .....
- (g) 40- .....

### Q.2. Write the numerals-

- (a) Thirtysix- .....
- (b) Seventy- .....
- (c) Forty nine- .....
- (d) Ninety eight- .....
- (e) Sixty six- .....
- (f) Seventy nine- .....
- (g) Fifty one- .....

### Q.3. Tick the correct option-

(a) What is the numeral of eighty nine?

80

89

88

(b) What is the number name of 54?

Fifty six

Seventy eight

Fifty four

(c) Which is the number name of 12?

Twelve

Twenty

Two

(d) What comes after fifty?

49

51

52

(e) What comes between 79 and 81?

78

80

82

(f) What is the numeral of fifteen?

50

15

51

**Q.4. Multiply-**

(a)  $2 \times 4 =$  .....

(e)  $3 \times 3 =$  .....

(j)  $4 \times 3 =$  .....

(b)  $2 \times 7 =$  .....

(f)  $3 \times 4 =$  .....

(k)  $4 \times 4 =$  .....

(c)  $2 \times 8 =$  .....

(g)  $3 \times 7 =$  .....

(l)  $4 \times 2 =$  .....

(d)  $2 \times 9 =$  .....

(h)  $3 \times 5 =$  .....

(m)  $4 \times 7 =$  .....

\*\*\*\*\*

# O. P. JINDAL SCHOOL, RAIGARH (CG) 496 001, INDIA

Phone: 07762-227042, 227293, (Extn. 227001 - 49801, 02, 04, 06, 09); Fax: 07762-262613; website: www.opjsrgh.in; e-mail: opjsraigarh@jspl.com

## Maths Worksheet

Class: I

Sec: .....

Name: .....

Date: .....

Q. 1	There are 12 boys and 9 girls in the class. How many children are there in all?	
	Children	
Q. 2	There were 56 slices of bread; the girls ate 42 slices of bread. How many slices were left?	
	Slices	
Q. 3	There are 35 children in a class. 19 of them went to music room. How many were left in the class?	
	Children	
Q. 4	35 boys and 26 girls rode the merry-go-round. How many children rode in all?	
	children	
Q.5	There were 45 children in the lunch room. There were only 37 chairs for them. How many more chairs are required for all the children?	
	chairs	
Q. 6	There are 20 members in the family. 14 of them are females. How many are males?	
	Males	
Q. 7	There were 15 birds in the tree. 9 birds joined them. How many birds are there altogether?	
	birds	
Q.8	18 toy cars were in the box. Rita took 5 of them. How many cars were left in the box?	
	cars	
Q. 9	I had 18 crayons. I gave 12 crayons to my younger brother. How many crayons are left with me?	
	crayons	
Q. 10	There are 30 flowers with Ritu. I gave her 10 more flowers. How many flowers Ritu has now?	
	flowers	

Q. 11	Geeta borrowed 19 books from library. She returned 4 books. How many books she has now?	
		books
Q.12	There are 6 lions, 7 tigers, 15 monkeys in a zoo. How many animals are altogether?	
		Animals
Q.13	I had 28 cookies. I ate 8 of them. How many cookies are left?	
		cookies
Q.14	There are 27 bananas, 12 apples and 8 pineapples. How many fruits are there altogether?	
		fruits
Q. 15	I have 27 candles. I buy 14 more candles. How many candles do I have now?	
		candles

\*\*\*\*\*

# O. P. JINDAL SCHOOL, RAIGARH (CG) 496 001, INDIA

Phone: 07762-227042, 227293, (Extn. 227001 - 49801, 02, 04, 06, 09); Fax: 07762-262613; website: www.opjsrgh.in; e-mail: opjsraigarh@jspl.com

## Maths Worksheet



Class: I

Sec: .....



Name: .....

Date: .....

Q1) Write in increasing order:

 19 8 72 63 25						
 9 1 23 31 19						

Q2) Write in decreasing order:

 30 4 61 74 59						
 38 7 94 18 24						

Q3) Write the given numbers in words.

88- ..... .....		96- ..... .....
49- ..... .....		67- ..... .....
74- ..... .....		58- ..... .....
107- ..... .....		177- ..... .....
214- ..... .....		340- ..... .....

Q4) Put =, <, > sign in each.

a) 54 ..... 45

g) 27 ..... 32

b) 81 ..... 74

h) 96 ..... 87

c) 21 ..... 42

j) 34 ..... 26

d) 28 ..... 28

k) 104 ..... 114

e) 127 ..... 142

l) 88 ..... 91

f) 201 ..... 211

m) 114 ..... 114

**Q5) Add.**

23	34	28	18	38	46
+ 42	+ 47	+ 12	+ 45	+ 10	+27
<input type="text"/>	<input type="text"/>	<input type="text"/>	<input type="text"/>	<input type="text"/>	<input type="text"/>
48	72	61	29	52	20

+ 12	+ 23	+20	+ 11	+19	+49
<input type="text"/>	<input type="text"/>	<input type="text"/>	<input type="text"/>	<input type="text"/>	<input type="text"/>

**Q6) Subtract.**

27	49	38	20	14	96
-12	-25	-10	-10	-2	-33
<input type="text"/>	<input type="text"/>	<input type="text"/>	<input type="text"/>	<input type="text"/>	<input type="text"/>

44	56	45	77	39	67
- 12	-23	-20	- 11	- 23	-24
<input type="text"/>	<input type="text"/>	<input type="text"/>	<input type="text"/>	<input type="text"/>	<input type="text"/>

**Q7) Multiply.**

3	2	7	4	3	6
X 6	X 5	X 7	X 4	X 8	X 5
<input type="text"/>	<input type="text"/>	<input type="text"/>	<input type="text"/>	<input type="text"/>	<input type="text"/>

4	3	9	5	2	6
X 5	X 1	X 3	X 7	X 7	X 0
<input type="text"/>	<input type="text"/>	<input type="text"/>	<input type="text"/>	<input type="text"/>	<input type="text"/>