

VACATION HOMEWORK (WORKSHEET-1)

English

Name of the student:- _____ CLASS:- II SECTION :- _____

Q1. Match the columns to make compound words.

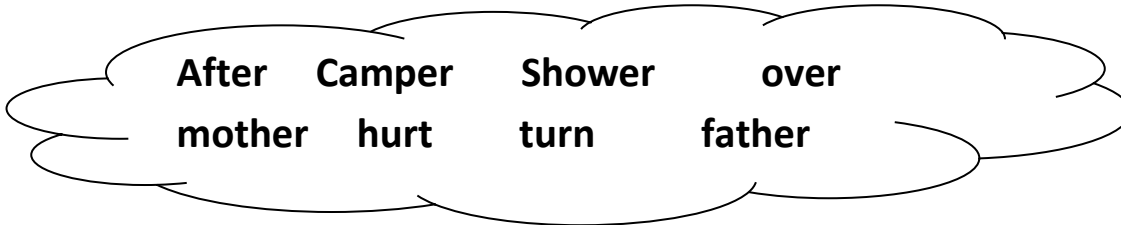
A

1. honey
2. foot
3. book
4. tooth
5. sun
6. table

B

- a. paste
- b. flower
- c. cloth
- d. comb
- e. shelf
- f. ball

Q2. Write the words in the correct alphabetical order:



1. _____
2. _____
3. _____
4. _____
5. _____
6. _____
7. _____
8. _____

Q3. Underline the nouns:

- a. The film was very interesting.
- b. The cake was delicious.
- c. My dog runs very fast.
- d. Riya is my new friend.
- e. Mummy got some juicy apples from the market.
- f. I have curly hair.
- g. Siddharth drove a car.

Q4. Choose the correct option to complete each sentence:

a. The man asked him to _____ a seat.

take catch save keep

b. _____ attention to what I am saying.

have hold do pay

c. Papa _____ his promise and took us to the zoo.

kept paid saved set

Q5. Read the names in the box. Write them correctly under the headings given below.

School	Kitten	Hill	Horse	Camel
Park	Kitchen	Friend	Driver	Needle
Soap	Farmer	Sheep	Barber	frock

Persons	Place	Animals	Things

O. P. JINDAL SCHOOL, RAIGARH (CG) 496001

Phone: 07762-227042, 227293, 227001 (Extn. 49801, 49802, 49804, 49806); Fax: 07762-262613; website: www.opjsrgh.in; e-mail: opjsraigarh@jspl.com

VACATION HOMEWORK (WORKSHEET-2)

English

Name of the student:- _____ CLASS:- II SECTION :- _____

Q1. Write five interesting facts on giraffe.

Q2. Draw a picture of a giraffe and colour it.

Q3. Read and learn the given short poem- 'That Tall Giraffe'

*That tall giraffe, Sure makes me laugh.
His legs are so tall, Why doesn't he fall?
His neck is so long. Is he very strong?
What does he eat? Does he eat meat?
That tall giraffe, Sure makes me laugh.*

Q4. Reading comprehension:



My name is Gemma. I am a giraffe. I am the tallest animal in the world. I have a very long neck. I have long legs. I have horns on the top of my head. I have a long tongue. I can clean my ears with my tongue! I have hooves on my feet. I have a coat with lots of spots. I like to eat plants and leaves. I can reach up high in to the tall trees. I live in a group called a herd. I like to sleep standing up. I live in a place called Africa. It is very hot here. Where do you live?

Answer the questions below by putting a circle around the correct letter.

1. What is Gemma ?
a) A horse b) A giraffe c) A lion d) A tiger
2. Gemma is :
a) The smallest animal in the world.
b) The shortest animal in the world.
c) The tallest animal in the world.
d) The funniest animal in the world.




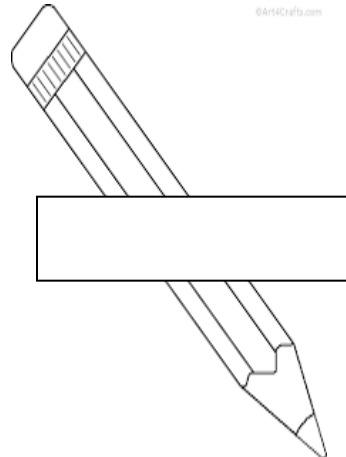




3. What does Gemma have on her head ?
a) A head b) horns c) A trunk d) A tail
4. What does Gemma like to eat ?
a) Plants and leaves
b) Jelly and ice cream
c) A bag of sweets
5. What is a group of giraffes called ?
a) A camp b) A herd c) An army d) A crowd
6. Where does Gemma live ?
a) London b) Spain c) In a house d) Africa

VACATION HOMEWORK (WORKSHEET-3)

English

Name of the student:- _____ CLASS:- II SECTION :- _____


Q.1 - Name the 'Common Nouns' in the boxes and give them 'Proper' names under the picture.



Q.2 - Name the four seasons and write one sentence on each of them:




1. _____



2. _____



3. _____



4. _____

Sentences:-

1. _____

2. _____

3. _____

4. _____

VACATION HOMEWORK (WORKSHEET-1)

Hindi

Name of the student:- _____ CLASS:- II SECTION :- _____

प्र.1 - पाँच फलों के नाम लिखो ।

i) _____ ii) _____ iii) _____

iv) _____ v) _____

प्र.2 - ऊँट किस काम आता है ?

प्र.3 - बालू या रेत कहाँ-कहाँ मिलती है ?

प्र.4 - सही वाक्य के सामने (√) तथा गलत के सामने (x) का निशान लगाइए :-

i. ऊँट को रेगिस्तान का जहाज कहते हैं ।

ii. ऊँट की गर्दन और पीठ ऊँची होती है ।

iii. ऊँट के पैर गद्देदार होते हैं ।

प्र.5 - बादल देखकर कौन सा पक्षी नाचता है ?

प्र.6 - ऊँट के बारे में पाँच वाक्य लिखो ।

प्र.7 - चित्र पहचान कर जोड़ी मिलाओ :-



पत्तियाँ



उल्लू



आम



बादल

प्र.8 - d से शुरू होने वाले शब्द लिखो :-

i) _____ ii) _____ iii) _____

iv) _____ v) _____

VACATION HOMEWORK (WORKSHEET-2)

Hindi

Name of the student:- _____ CLASS:- II SECTION :- _____

प्र.1 - कविता की निम्न पंक्तियों को पूरा करो -

ऊँची गर्दन, _____

_____, ऊँट चला

बोझा ऊँट को _____ ।

_____ बैठेगा ऊँट

प्र.2 - ऊँट को रेगिस्तान का क्या कहा जाता है ?

प्र.3 - कविता में 'ब' से शुरू होने वाले शब्द कौन-कौन से हैं ?

i) _____ ii) _____ iii) _____

iv) _____

प्र.4 - ऊँट किस तरह चला ?

प्र.5 - ऊँट के अतिरिक्त और कौन-कौन से जानवर बोझा ढोने के काम आते हैं ?

प्र.6 - ऊँट के शरीर का कौन-कौन सा भाग ऊँचा बताया गया है ?

प्र.8 - ऊँट के संबंध में कुछ बातें लिखी गई हैं । जो बात ठीक न हो उसके आगे (X) का चिह्न लगाइए :-

क) ऊँट बोझा ढोने और सवारी के काम आता है ।

ख) ऊँट पहाड़ से भी अधिक ऊँचा होता है ।

ग) ऊँट पेड़ों की पत्तियाँ खाता है ।

घ) ऊँट नाचता भी है ।

ड) ऊँट पानी में बहुत तेज चलता है ।

च) ऊँट की चाल तेज होती है ।

O. P. JINDAL SCHOOL, RAIGARH (CG) 496001

Phone: 07762-227042, 227293, 227001 (Extn. 49801, 49802, 49804, 49806); Fax: 07762-262613; website: www.opjsrgh.in; e-mail:opjsraigarh@jspl.com

VACATION HOMEWORK (WORKSHEET-3)

Hindi

Name of the student:- _____ CLASS:- II SECTION :- _____

प्र.1 कविता पूर्ण करो -

ऊँची गर्दन, ऊँची पीठ

.....

बालू है तो होने दो,

.....

नहीं फँसेगा बालू में

.....

प्र.2 ऊँट किस तरह चला ?

उ.

प्र.3 रेगिस्तान का जहाज किसे कहते हैं ?

उ.

प्र.4 ऊँट के अतिरिक्त बोझा ढोने वाले चार जानवरों के नाम लिखो।

उ.

प्र.5 वाक्य पढ़कर सही गलत का निशान लगाओ-

(क.) ऊँट पेड़ की पत्तियाँ खाता है।

(ख.) ऊँट बोझा ढोता है।

(ग.) ऊँट पानी में तेज चलता है।

(घ.) ऊँट पहाड़ से ऊँचा होता है।

(ङ.) ऊँट नाचता है।

प्र.6 दिए गए अक्षरों से चार शब्द बनाओ -

(क.) ब-.....

(ख.) ल-.....

(ग.) न-.....

(घ.) र-.....

प्र.7 तुम्हारा नाम क्या है ?

उ.

प्र.8 दिए गए वर्णों को जोड़कर शब्द बनाओ-

क + र + व + ट =

ब + ह + न =

अ+ ज + ग + र =

अ + च + र + ज =

थ + क + क + र =

प्र.9 तुम अपने विद्यालय में क्या-क्या करते हो ? हाँ या नहीं में बताओ-

(क.) प्रार्थना करते हैं।

(ख.) खेलते हैं।

(ग.) खाते हैं।

(घ.) नहाते हैं।

(ङ.) पढ़ते हैं।

(च.) सोते हैं।

(छ.) कहानी सुनते हैं।

(ज.) लड़ाई करते हैं।

O. P. JINDAL SCHOOL, RAIGARH (CG) 496001

Phone: 07762-227042, 227293, 227001 (Extn. 49801, 49802, 49804, 49806); Fax: 07762-262613; website: www.opjsrgh.in; e-mail: opjsraigarh@jspl.com

VACATION HOMEWORK (WORKSHEET-1)

Mathematics

Name of the student:- _____ CLASS:- II SECTION :- _____

Q1. Write the next 4 numbers:

65				
----	--	--	--	--

56				
----	--	--	--	--

83				
----	--	--	--	--

27				
----	--	--	--	--

Q2. Complete by counting backward:

73				
----	--	--	--	--

41				
----	--	--	--	--

38				
----	--	--	--	--

Q3. Write the number names:

a) 45: _____

b) 54: _____

c) 18: _____

Q4. Add the following:

a) $3 + 5 =$

(b) $6 + 4 =$

(c) $12 + 5 =$

(d) $7+4 =$

Q5. Fill in the blanks:

(a) 7 tens + 5 ones =

(b) 5 tens + 6 ones =

(c) 8 tens + 7 ones =

(d) 7 tens + 3 ones =

Q6. Circle the numbers greater than 87:

23 , 89 , 45, 88, 95, 67,43,72

Q7. Circle the numbers smaller than 75:

76, 89, 23, 67, 45, 60, 57, 92

Q8. Put the correct sign:

a) $34 \square 76$

b) $89 \square 45$

c) $23 \square 68$

O. P. JINDAL SCHOOL, RAIGARH (CG) 496001

Phone: 07762-227042, 227293, 227001 (Extn. 49801, 49802, 49804, 49806); Fax: 07762-262613; website: www.opjsrgh.in; e-mail:opjsraigarh@jspl.com

VACATION HOMEWORK (WORKSHEET-2)

Mathematics

Name of the student:- _____ CLASS:- II SECTION :- _____

Q1. Fill in the blanks.

a) $2 \times 7 = \text{-----}$

b) $5 \times 5 = \text{-----}$

c) $\text{-----} \times 6 = 42$

d) $9 \times 9 = \text{-----}$

e) $4 \times \text{-----} = 20$

f) $6 \times 9 = \text{-----}$

Q2. Fill in the missing numbers.

a) 4, 5, 6, _____, _____, _____, _____

b) 20, 30, 40, _____, _____, 70, _____, _____

c) 2, 4, 6, _____, 10, _____, _____, _____

d) 5, 10, 15, _____, 25, _____, _____, _____

Q3. Match the following.

a) $10-5 = 11$

b) $18-6 = 5$

c) $13-2 = 6$

d) $12-6 = 7$

e) $14-7 = 12$

Q4. Write the given numbers in words.

a) 100 -

d) 50-

b) 38-

e) 78-

c) 99-

f) 44-

Q5. Circle the greatest number-

a) 53, 63, 50, 95, 32.

b) 71, 79, 36, 85, 44.

c) 41, 58, 42, 38, 65

Q6. Circle the smallest number-

a) 42, 53, 68, 75, 29.

b) 66, 78, 37, 64, 27.

c) 19, 37, 48, 31, 15

Q7. Write numbers that comes after, before and between -

a) _____ (29) _____

b) _____ (40) _____

c) 65 () 67

d) 79 () 81

Q8 . Write in ascending order-

a) 17, 18, 12, 23, 16.

Ans :

b) 26, 56, 16, 36, 46

Ans :

Q9. Write in descending order-

a) 27, 38, 52, 43, 64

Ans :

b) 36, 86, 26, 16, 76

Ans :

VACATION HOMEWORK (WORKSHEET-3)

Mathematics

Name of the student:- _____ CLASS:- II SECTION :- _____

1. Fill in the blanks-

a) $3 \times 7 =$ _____.

d) $2 \times 4 =$ _____.

b) $4 \times 6 =$ _____.

e) $3 \times 8 =$ _____.

c) $5 \times 2 =$ _____.

f) $5 \times 9 =$ _____.

2. Fill in the blank boxes-

a) $4 + 5 + 7 =$

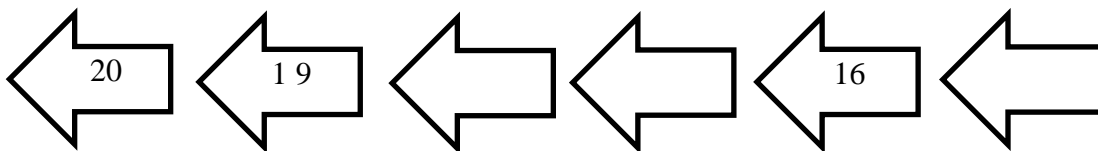
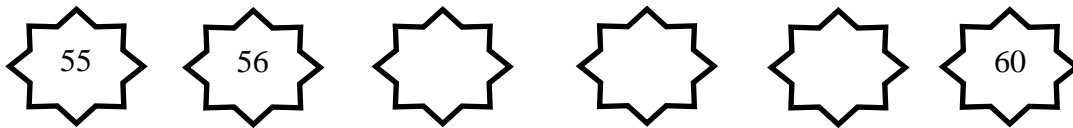
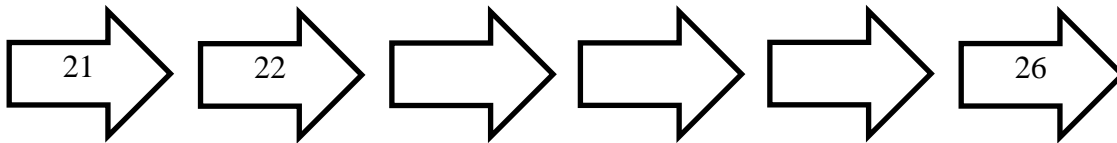
b) $9 + 3 + 6 =$

c) $7 + 8 + 2 =$

d) $6 + 4 + 7 =$

e) $8 + 5 + 6 =$

3. Fill in the missing numbers-



4. Add the following-

$$\begin{array}{r} \text{T O} \\ 4 \quad 7 \\ + \quad 2 \\ \hline \end{array}$$

$$\begin{array}{r} \text{T O} \\ 5 \quad 2 \\ + 3 \quad 5 \\ \hline \end{array}$$

$$\begin{array}{r} \text{T O} \\ 5 \quad 3 \\ + 2 \quad 3 \\ \hline \end{array}$$

$$\begin{array}{r} \text{T O} \\ 9 \quad 2 \\ + \quad 5 \\ \hline \end{array}$$

5. Put the correct sign (>, < or =)

a) 24 36

b) 40 12


c) 51 51

d) 60 45


e) 73 20

6. Choose the correct answer-

a) Colour the **fourth** and **sixth** apple red-



b) Colour the **second** and **fifth** flower yellow -



7. Write in expanded form-

a) 24 = _____ tens + _____ ones

b) 33 = _____ tens + _____ ones

c) 59 = _____ tens + _____ ones

d) 82 = _____ tens + _____ ones

O. P. JINDAL SCHOOL, RAIGARH (CG) 496001

Phone: 07762-227042, 227293, 227001 (Extn. 49801, 49802, 49804, 49806); Fax: 07762-262613; website: www.opjsrgh.in; e-mail:opjsraigarh@jspl.com

VACATION HOMEWORK (WORKSHEET)

Activity

Name of the student:- _____ CLASS:- II SECTION :- _____

Q. Do the following in the Activity notebook.

- a) Draw a family tree showing your family relationships. At the bottom of the tree place the oldest member of the family & continue making the family tree.

- b) Draw handprints (in different colours) of your family members. Write their names and one good quality of each member.
